




water solutions

60Hz

UNIQA series

ZUG V
ZUG OC
ZUG GR
ZUG HP
ZUG CP



D A T A B O O K L E T

zenit.com

EN



water solutions

UNIQA SERIES



D A T A B O O K L E T



Table of content

Models with **VORTEX** impeller

ZUG V 065A	8
ZUG V 080A	10
ZUG V 080B	12
ZUG V 080C	14
ZUG V 080D	16
ZUG V 100A	18
ZUG V 100B	20
ZUG V 150A	22

Models with **OPEN CHANNEL** impeller

ZUG OC 065A	24
ZUG OC 065B	26
ZUG OC 065C	28
ZUG OC 080A	30
ZUG OC 080B	32
ZUG OC 080D	34
ZUG OC 080G	36
ZUG OC 080H	38
ZUG OC 080W	40
ZUG OC 100A	42
ZUG OC 100B	44
ZUG OC 100E	46
ZUG OC 100F - 2p	48
ZUG OC 100F - 4p	50
ZUG OC 100J - 2p	52
ZUG OC 100J - 4p	54
ZUG OC 100K - 2p	56
ZUG OC 100K - 4p	58
ZUG OC 100L	60
ZUG OC 150A	62
ZUG OC 150D	64
ZUG OC 150F	66
ZUG OC 150N	68
ZUG OC 200B	70
ZUG OC 250C	72

Models with **GRINDER** impeller

ZUG GR 050A	74
-------------------	----

Models with **HIGH HEAD** impeller

ZUG HP 050A	76
-------------------	----

Models with **CHOPPER** impeller

ZUG CP 100F - 2p	78
ZUG CP 100F - 4p	80

ZENIT UNIQA high performances submersible pumps

ZENIT UNIQA submersible electric pumps. Designed for heavy-duty professional applications, they are used in civil and industrial wastewater treatment plants, lifting sewage, pumping industrial sludges and rainwater containing solids, and recycling raw or activated sludges and biological liquids.

ZENIT UNIQA series motors are designed with the aim of achieving the Premium (IE3) efficiency class according to EN 60034-30.



Available hydraulics

All hydraulic components are designed to provide highest efficiency and best performance combined with wide free passage. All the impellers are available in cast iron, stainless steel or bronze/aluminium.



VORTEX impeller

with full free passage.

Suggested applications:

- Biological liquids and wastewater
- Suitable for civil pumping stations and lifting wastewaters in livestock farms and industrial plants



OPEN CHANNEL impeller

high performance with wide free passage.

Suggested applications:

- Liquids containing suspended solids
- Suitable for sewage and drainage systems and first rainfall tanks



GRINDER impeller

Grinding system with rotary knife

Suggested applications:

- Soiled liquids containing fibres and filaments
- Suitable for heavy-duty applications




HIGH HEAD impeller

Cast iron multi-channel open impeller with high manometric head

Suggested applications:

- Clean, rain and seepage water
- Suitable for applications in agriculture, irrigation and fish farming



CHOPPER impeller

Multi-channel Impeller in cast-iron with special Molib-Tech™ treatment and chopper system

Suggested applications:

- Liquids containing solid parts and fibres
- Suitable for sewage, lifting of not strained black

All models with open-channel impeller have an axial adjustment system that maintains the impeller's balance for unchanged pump performance even at first signs of wear.

The **ACS (Anti-Clogging System)** consists of a spiral groove of suitable depth cut into the pump body.

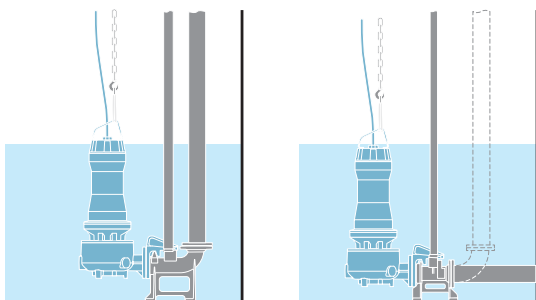
This prevents clogging of the impeller even with highly fouled liquids, allows stringy items to be pulled out or unwound and renders the hydraulics **clogging-proof**.



Installation types

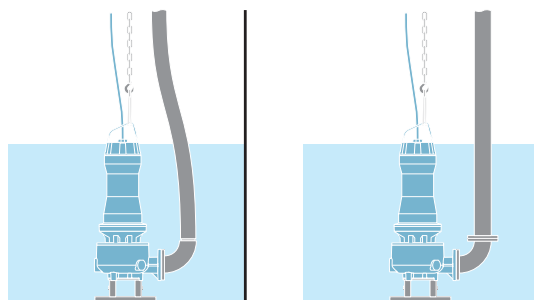
Type P

Installation with coupling device with vertical (DAC V) or horizontal (DAC H) discharge. Flushing valve (FLX) admitted.



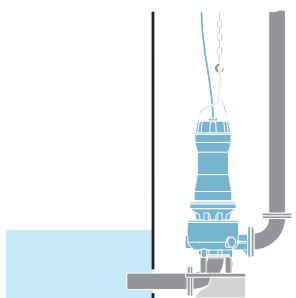
Type S

Free installation with base (KBS). Flushing valve (FLX) admitted.



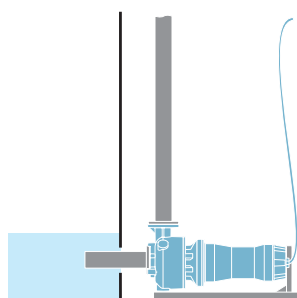
Type T

Vertical installation in dry chamber with curved base (KBC).



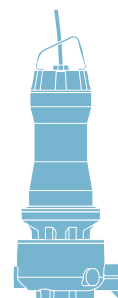
Type Z

Horizontal installation in dry chamber with metallic base (KBS-H).



Type X

Undefined installation.



Available drilling variants

Installation type	Drilling variant	Accessory required	Discharge flange drilling (*)	Suction flange drilling (*)	KBS drilling	KBS-H drilling	FLX drilling
P	PA	DAC V	☒				
	PF		☒				☒
	PA	DAC H	☒				
	PF		☒				☒
S	SA	KBS	☒		☒		
	SF		☒		☒		☒
T	TA	KBC	☒	☒			
	TJ	KBC + KBS	☒	☒	☒		
Z	ZA	KBS-H	☒	☒		☒	
	ZJ	KBS-H	☒			☒	
X	XA	DAC-KBC	☒	☒			
	XB	DAC-KBC-KBS	☒	☒	☒		
	XC	DAC-KBC-KBS-KBS-H	☒	☒	☒	☒	
	XE	DAC-KBC-KBS-FLX	☒	☒	☒		☒

(*) EN 1092-2 Tab.8 (PN10)

Key to product code

TYPE

ZUG V 080 B 18.5/2 A W 194 X A

- | | | |
|---|---|--|
| ① Product name
ZU = Zenit UNIQA | ③ Type of impeller
OC = open channel
V = vortex
GR = grinder
HP = high pressure | ⑦ Motor poles |
| ② Construction material
G = Cast iron
B = Bronze
X = Stainless steel | ④ Discharge port diameter in mm | ⑧ Motor variant |
| | ⑤ Hydraulic variant | ⑨ Operating mode
D = Dry
W = Wet |
| | ⑥ Power in kW | ⑩ Nominal diameter of impeller (in mm) |
| | | ⑪ Type of installation |
| | | ⑫ Holes for installation/accessories |

VERSION

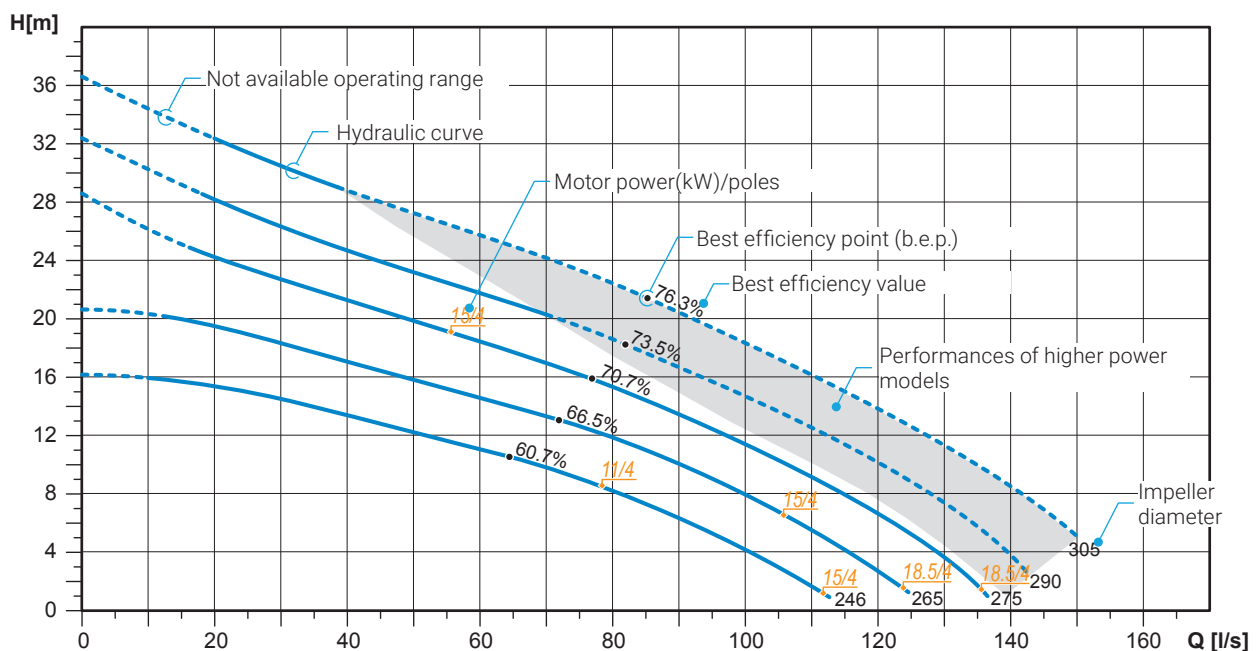
AA BA 10 4Y 5T1 EX NN

- | | | |
|---|--------------------------|---------------------------------|
| ⑬ Construction materials
- hydraulics
- motor shaft
and painting | ⑭ Electrical accessories | ⑰ Frequency/phases |
| | ⑮ Cable length (m) | ⑱ Special variant/certification |
| | ⑯ Voltage | ⑲ Customization |

Models available on request with **ATEX** certification, suitable for installation in the presence of potentially explosive gases, powders and liquids.

CE 2460 Ex II 2G Ex db k IIB T4
Ex II 2D Ex tb IIIC T135°C

Key to hydraulic curves



For more information about performances of higher power models please contact Zenit customer service or see www.zenonavigator.com website.

ZUG V 065A

4 ÷ 11 kW - 2 poles

Hydraulics

Vortex impeller

Free passage: 65 mm

Discharge: DN65 - PN10-16 EN 1092-2

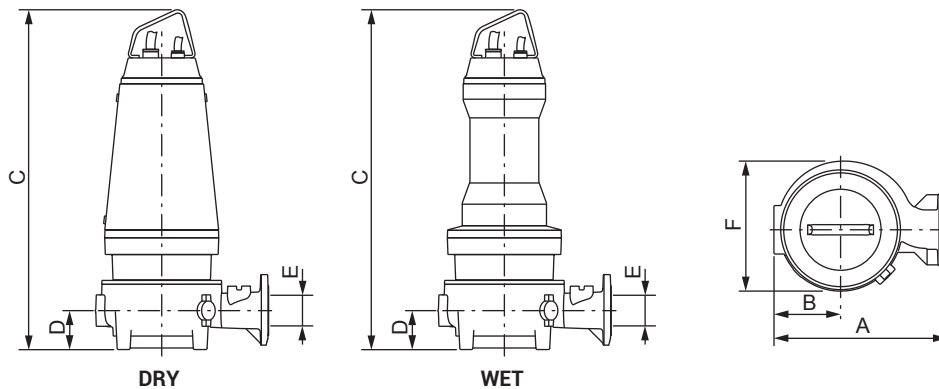
Suction: DN65



Motor

Type	~	V	Start	A	cos φ	P1 (kW)	P2 (kW)	η mot. %	Efficiency class
4/2 A	3	230/400/460	Y Δ	13.5/7.7/6.8	0.84	4.5	4.0	88.5	IE3
5.5/2 A	3	230/400/460	Y Δ	17.8/10.2/8.9	0.87	6.1	5.5	89.6	IE3
7.5/2 A	3	230/400/460	Y Δ	24.8/14.3/12.4	0.84	8.3	7.5	90.2	IE3
9/2 A	3	230/400/460	Y Δ	29.3/16.8/14.6	0.85	9.9	9.0	91.0	IE3
11/2 A	3	230/400/460	Y Δ	36.8/21.2/18.4	0.82	12.1	11.0	91.1	IE3

Overall dimensions and weight

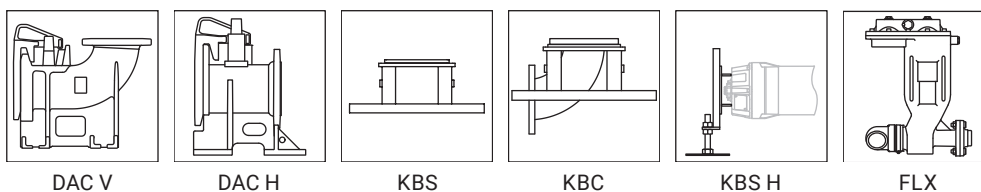


	A mm	B mm	C mm		D mm	E mm	F mm	Kg	
			WET	DRY				WET	DRY (*)
ZUG V 065A 4/2 AW (D)	325	140	845	945	90	65	285	121.5	137.5
ZUG V 065A 5.5/2 AW	325	140	845	-	90	65	285	124.5	-
ZUG V 065A 7.5/2 AW	325	140	945	-	90	65	285	137.5	-
ZUG V 065A 9/2 AW	325	140	945	-	90	65	285	141.5	-
ZUG V 065A 11/2 AW	325	140	945	-	90	65	285	145.5	-

(*) Weight for the DRY version includes cooling fluid

W: WET version (submerged operation - S1 duty type) / **D: DRY version** (dry operation - S1 duty type)

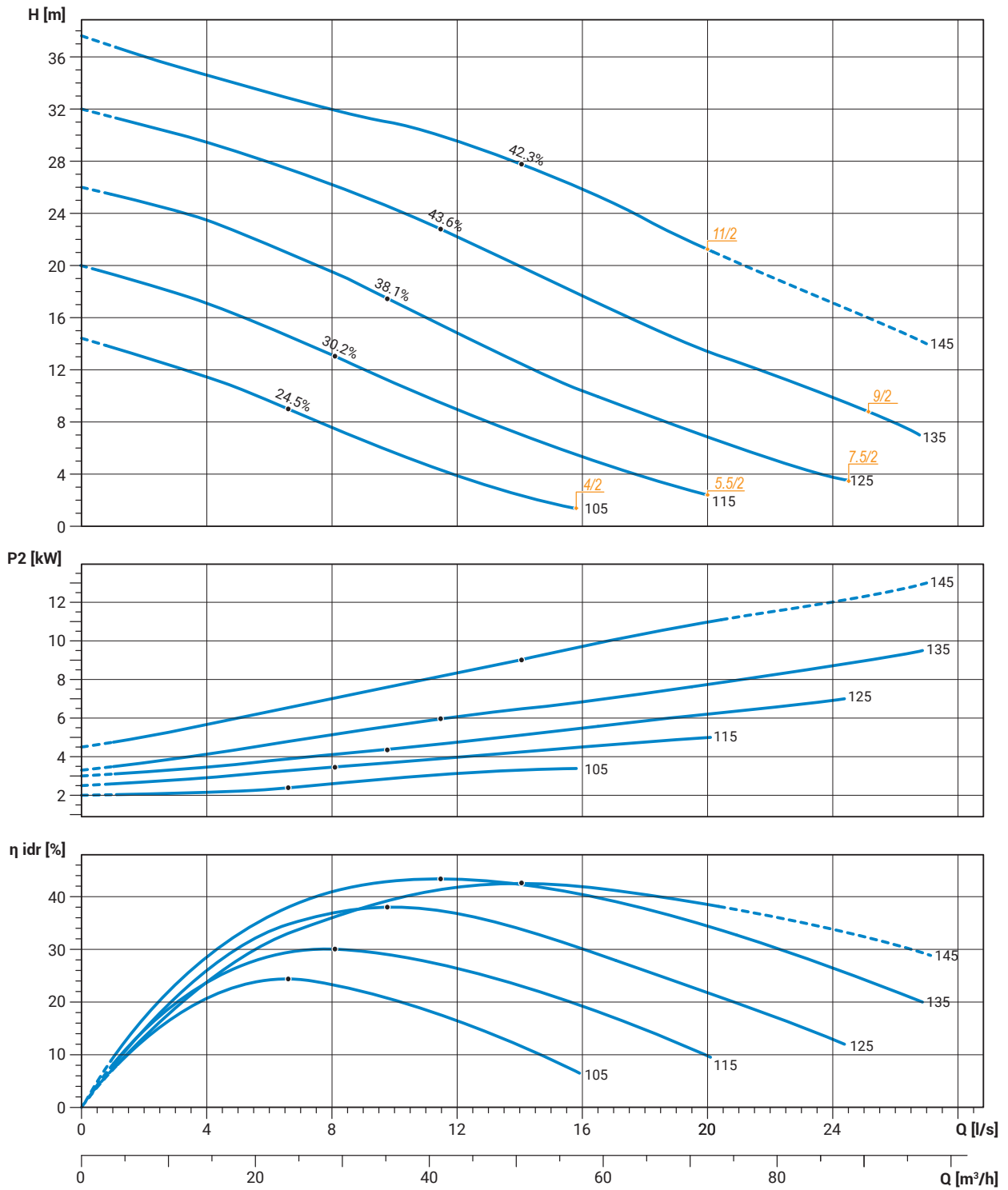
Available accessories



The data provided are not binding. Zenit reserves the right to modify any product without notice.

ZUG V 065A

Performances



Characteristic curves according to UNI EN ISO 9906

ZUG V 080A

5.5 ÷ 11 kW - 2 poles

Hydraulics

Vortex impeller

Free passage: 80 mm

Discharge: DN80 - PN10-16 EN 1092-2

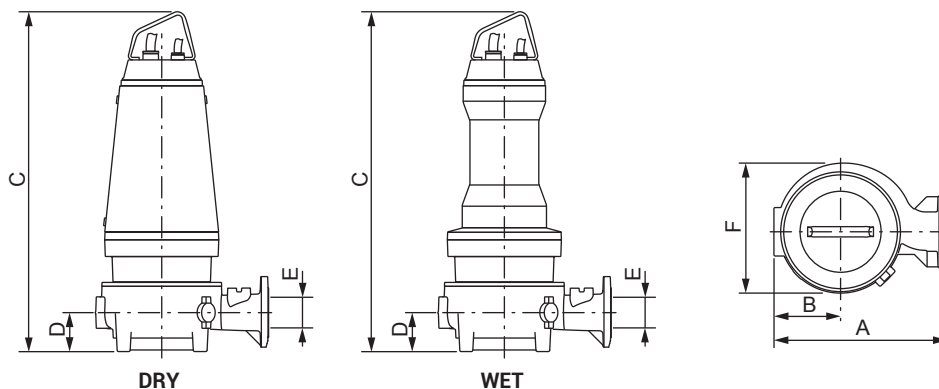
Suction: DN80



Motor

Type	~	V	Start	A	cos φ	P1 (kW)	P2 (kW)	η mot. %	Efficiency class
5.5/2 A	3	230/400/460	Y Δ	17.8/10.2/8.9	0.87	6.1	5.5	89.6	IE3
7.5/2 A	3	230/400/460	Y Δ	24.8/14.3/12.4	0.84	8.3	7.5	90.2	IE3
9/2 A	3	230/400/460	Y Δ	29.3/16.8/14.6	0.85	9.9	9.0	91.0	IE3
11/2 A	3	230/400/460	Y Δ	36.8/21.2/18.4	0.82	12.1	11.0	91.1	IE3

Overall dimensions and weight

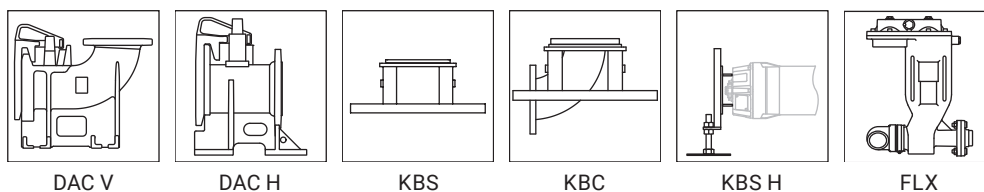


	A mm	B mm	C mm		D mm	E mm	F mm	Kg	
			WET	DRY				WET	DRY (*)
ZUG V 080A 5.5/2 AW	330	142	854	-	92	80	284	121.9	-
ZUG V 080A 7.5/2 AW	330	142	954	-	92	80	284	137.9	-
ZUG V 080A 9/2 AW	330	142	954	-	92	80	284	141.9	-
ZUG V 080A 11/2 AW	330	142	954	-	92	80	284	145.9	-

(*) Weight for the DRY version includes cooling fluid

W: WET version (submerged operation - S1 duty type) / **D: DRY version** (dry operation - S1 duty type)

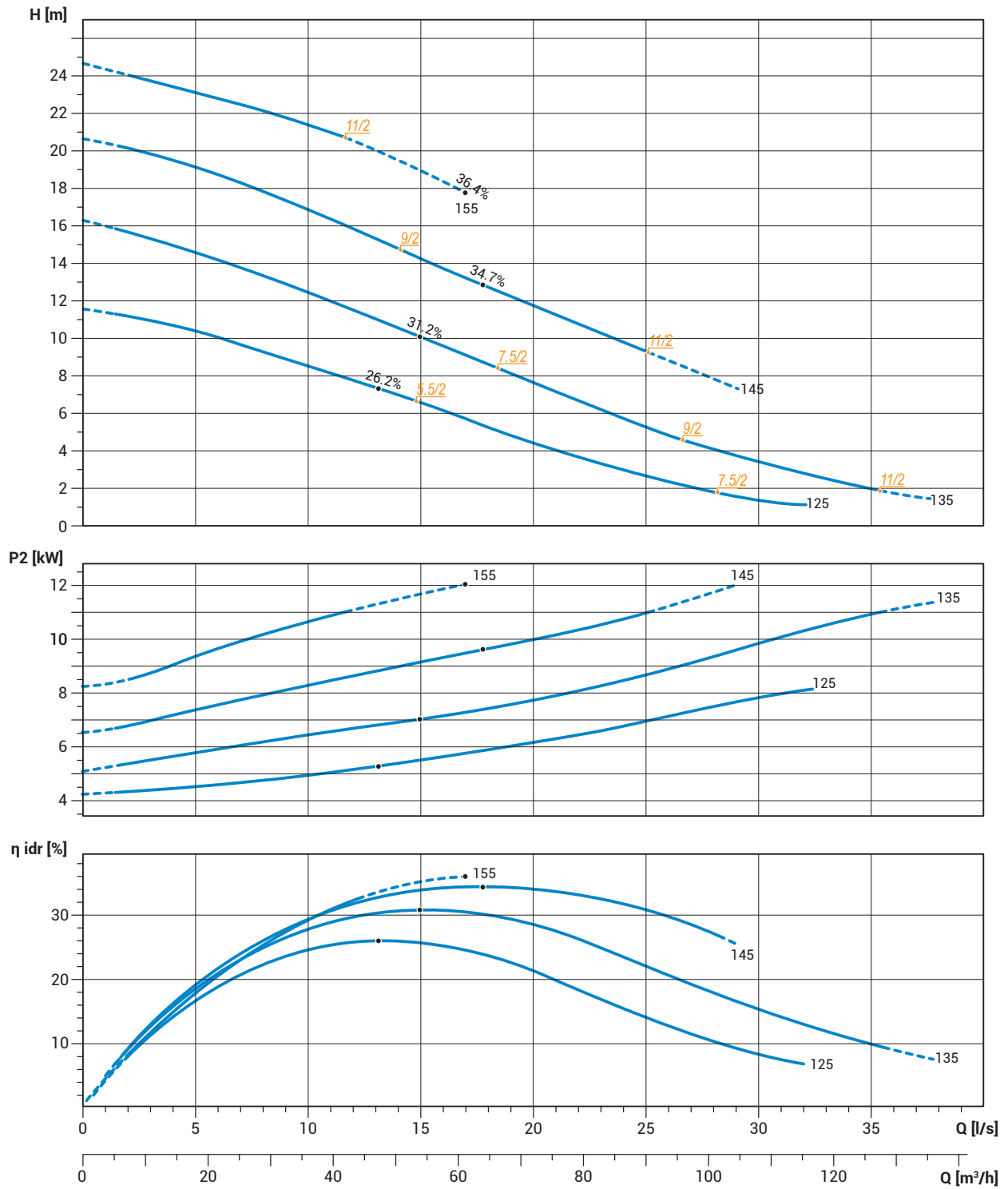
Available accessories



The data provided are not binding. Zenit reserves the right to modify any product without notice.

ZUG V 080A

Performances



Characteristic curves according to UNI EN ISO 9906

ZUG V 080B

7.5 ÷ 18.5 kW - 2 poles

Hydraulics

Vortex impeller

Free passage: 80 mm

Discharge: DN80 - PN10-16 EN 1092-2

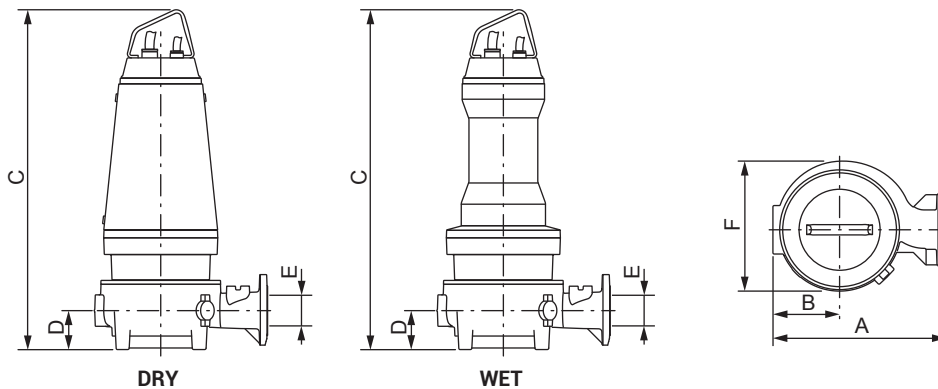
Suction: DN80



Motor

Type	~	V	Start	A	cos φ	P1 (kW)	P2 (kW)	η mot. %	Efficiency class
7.5/2 A	3	230/400/460	Y Δ	24.8/14.3/12.4	0.84	8.3	7.5	90.2	IE3
9/2 A	3	230/400/460	Y Δ	29.3/16.8/14.6	0.85	9.9	9.0	91.0	IE3
11/2 A	3	230/400/460	Y Δ	36.8/21.2/18.4	0.82	12.1	11.0	91.1	IE3
15/2 A	3	230/400/460	Y Δ	46.4/26.7/23.2	0.89	16.5	15.0	91.1	IE3
18.5/2 A	3	230/400/460	Y Δ	56.4/34.1/28.2	0.90	20.2	18.5	91.7	IE3

Overall dimensions and weight

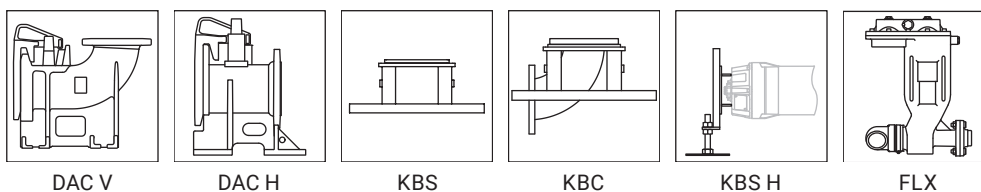


	A mm	B mm	C mm		D mm	E mm	F mm	Kg	
			WET	DRY				WET	DRY (*)
ZUG V 080B 7.5/2 AW (D)	401	168	954	1030	92	80	323	158.2	242.2
ZUG V 080B 9/2 AW (D)	401	168	954	1030	92	80	323	162.2	246.2
ZUG V 080B 11/2 AW (D)	401	168	954	1030	92	80	323	166.2	250.2
ZUG V 080B 15/2 AW (D)	414	181	1121	1121	92	80	363	229.3	264.9
ZUG V 080B 18.5/2 AW (D)	414	181	1121	1121	92	80	363	238.8	274.4

(*) Weight for the DRY version includes cooling fluid

W: WET version (submerged operation - S1 duty type) / D: DRY version (dry operation - S1 duty type)

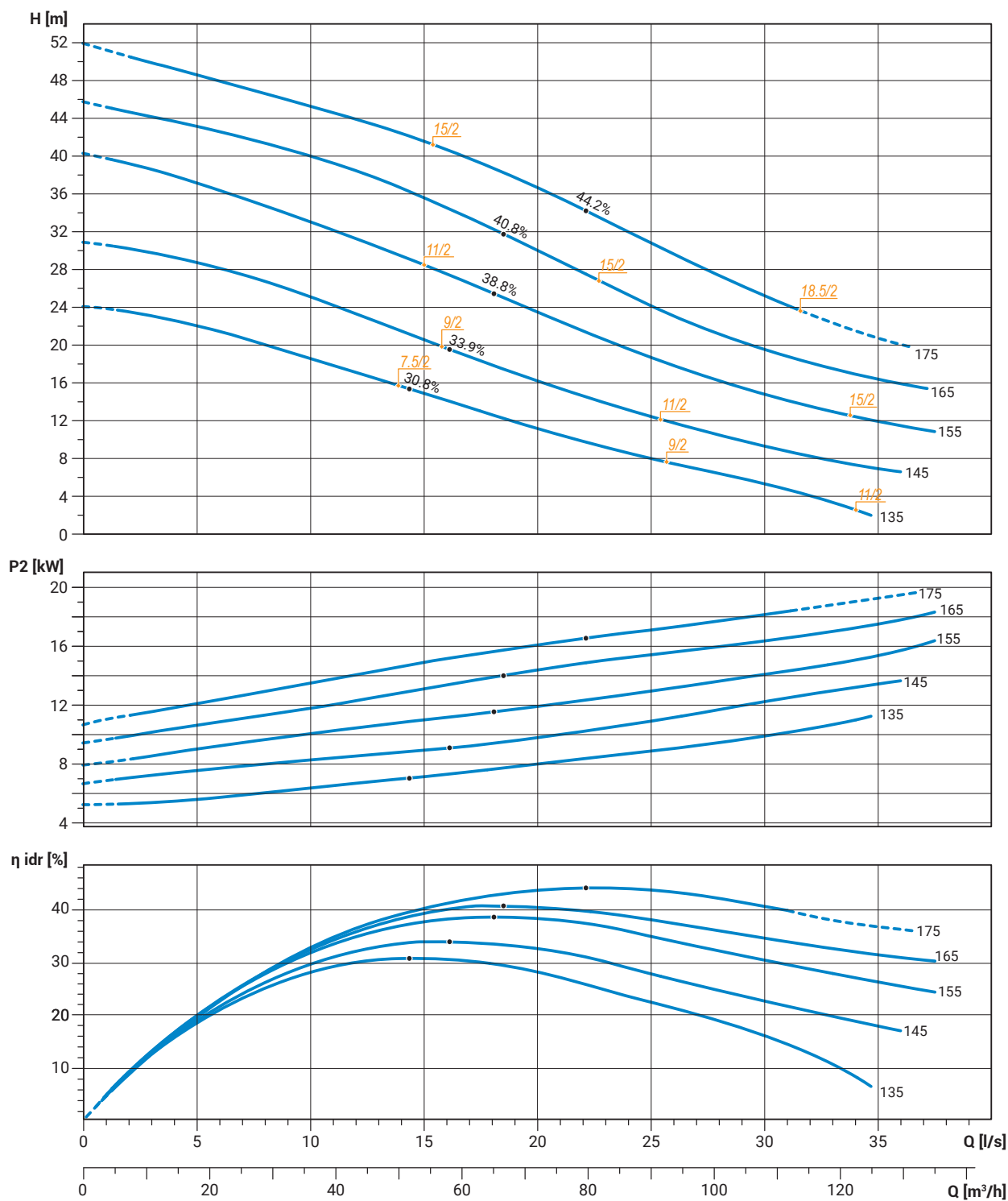
Available accessories



The data provided are not binding. Zenit reserves the right to modify any product without notice.

ZUG V 080B

Performances



Characteristic curves according to UNI EN ISO 9906

ZUG V 080C

3 ÷ 11 kW - 4 poles

Hydraulics

Vortex impeller

Free passage: 65 mm

Discharge: DN80 - PN10-16 EN 1092-2

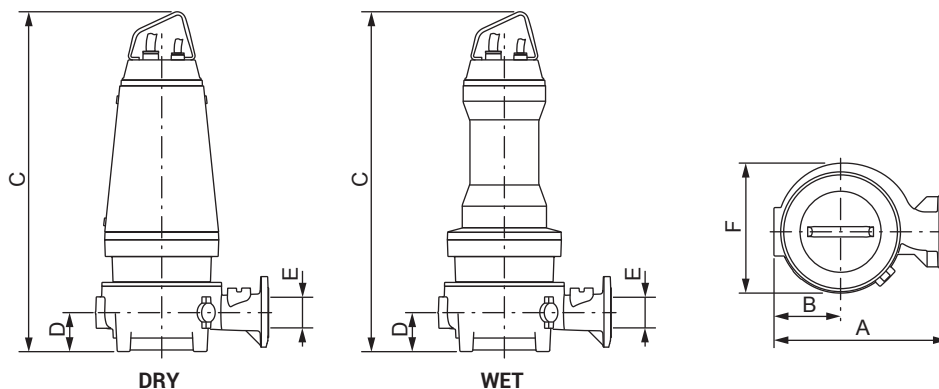
Suction: DN80



Motor

Type	~	V	Start	A	cos φ	P1 (kW)	P2 (kW)	η mot. %	Efficiency class
3/4 A	3	230/400/460	Y Δ	11.6/6.7/5.8	0.73	3.5	3.0	89.5	IE3
4/4 A	3	230/400/460	Y Δ	14.8/8.5/7.4	0.76	4.5	4.0	89.5	IE3
5.5/4 A	3	230/400/460	Y Δ	19.8/11.4/9.9	0.76	6.0	5.5	91.7	IE3
7.5/4 A	3	230/400/460	Y Δ	25.6/14.8/12.8	0.80	8.2	7.5	91.7	IE3
9/4 A	3	230/400/460	Y Δ	32.7/18.8/16.3	0.76	9.8	9.0	91.7	IE3
11/4 A	3	230/400/460	Y Δ	37.6/21.6/18.8	0.80	11.9	11.0	92.4	IE3

Overall dimensions and weight

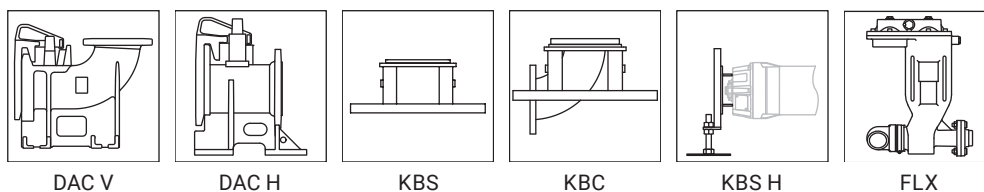


	A mm	B mm	C mm		D mm	E mm	F mm	Kg	
			WET	DRY				WET	DRY (*)
ZUG V 080C 3/4 AW	397.5	162.5	855	-	90	80	325	147.8	-
ZUG V 080C 4/4 AW (D)	397.5	162.5	955	1030	90	80	325	181.8	250.8
ZUG V 080C 5.5/4 AW (D)	397.5	162.5	955	1030	90	80	325	185.8	250.8
ZUG V 080C 7.5/4 AW (D)	397.5	162.5	1030	1030	90	80	325	218.1	253.1
ZUG V 080C 9/4 AW (D)	417.5	182.5	1125	1125	90	80	325	239.1	272.1
ZUG V 080C 11/4 AW (D)	417.5	182.5	1175	1175	90	80	325	290.0	336.0

(*) Weight for the DRY version includes cooling fluid

W: WET version (submerged operation - S1 duty type) / D: DRY version (dry operation - S1 duty type)

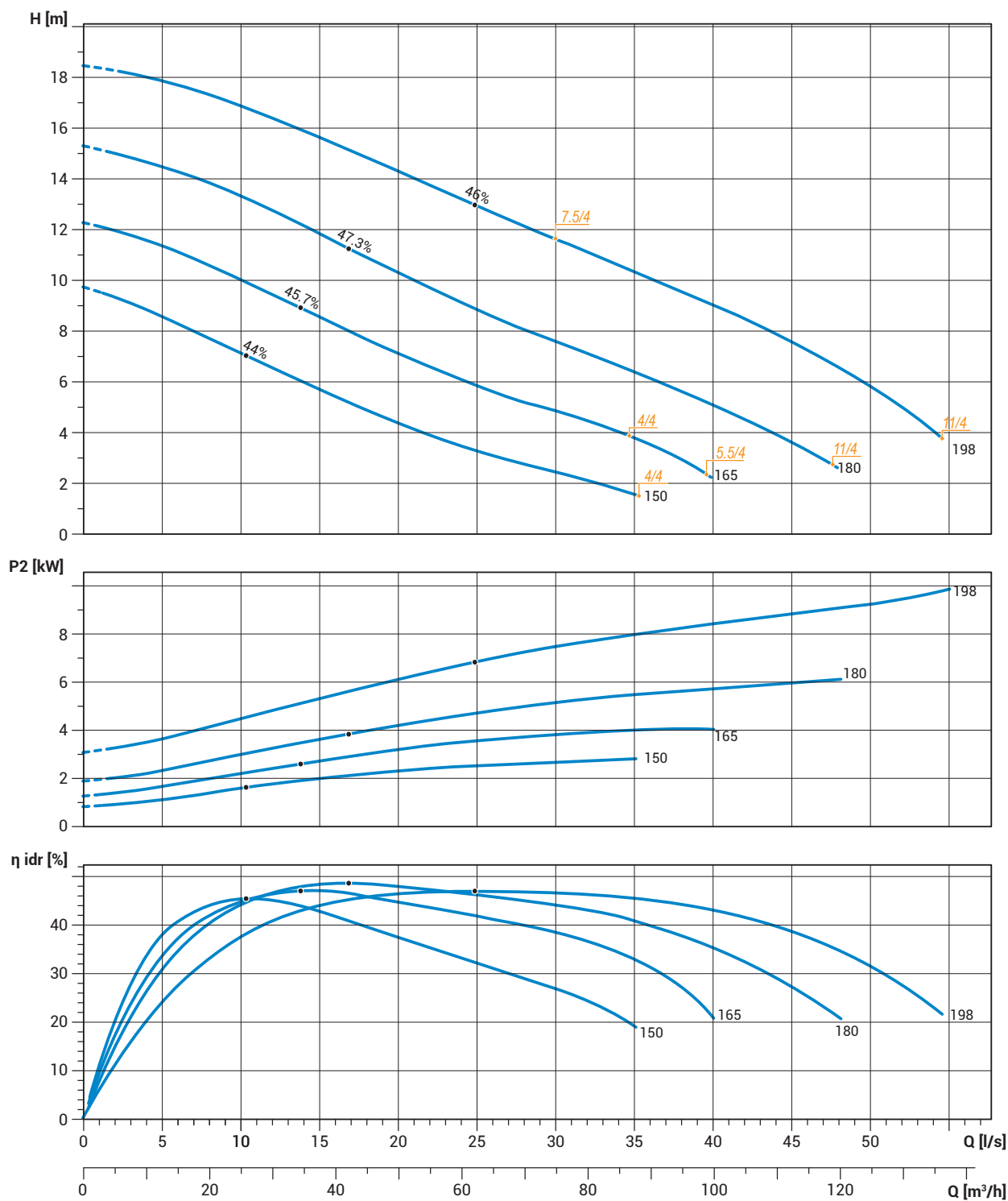
Available accessories



The data provided are not binding. Zenit reserves the right to modify any product without notice.

ZUG V 080C

Performances



Characteristic curves according to UNI EN ISO 9906

ZUG V 080D

22 ÷ 37 kW - 2 poles

Hydraulics

Vortex impeller

Free passage: 60 mm

Discharge: DN80 - PN10-16 EN 1092-2

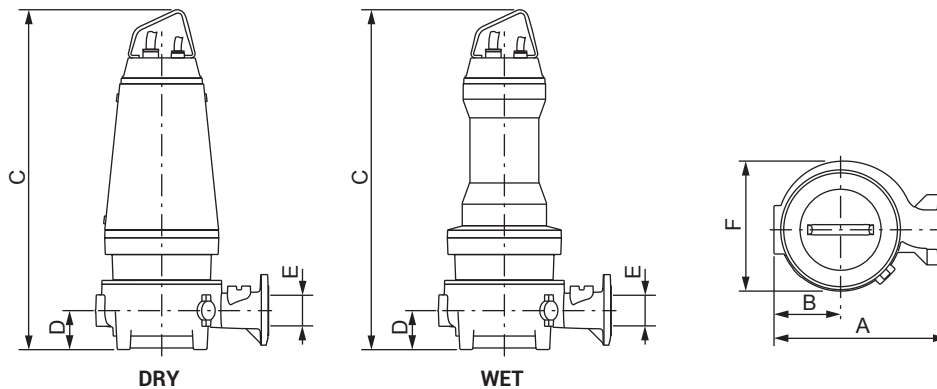
Suction: DN80



Motor

Type	~	V	Start	A	cos φ	P1 (kW)	P2 (kW)	η mot. %	Efficiency class
22/2 A	3	230/400/460	Y Δ	76.2/38.1/38.1	0.91	23.9	22.0	92.0	IE3
30/2 A	3	230/400/460	Y Δ	90.2/51.9/45.1	0.90	32.5	30.0	92.4	IE3
37/2 H	3	230/400/460	Y Δ	110.2/63.4/55.1	0.90	40.0	37.0	92.4	IE2

Overall dimensions and weight

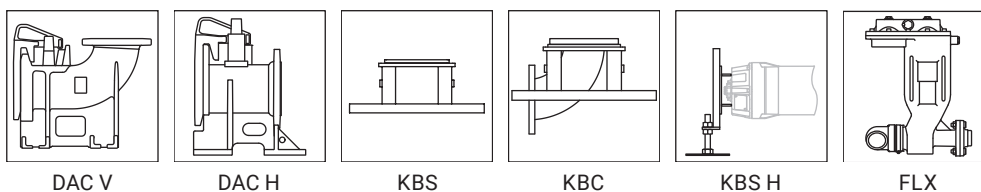


	A mm	B mm	C mm		D mm	E mm	F mm	Kg	
			WET	DRY				WET	DRY (*)
ZUG V 080D 15/2 AW (D)	491	201	1154	1154	80	80	403	290.6	337.6
ZUG V 080D 30/2 AW (D)	491	201	1154	1154	80	80	403	300.8	347.8
ZUG V 080D 37/2 HW (D)	491	201	1154	1154	80	80	403	300.8	347.8

(*) Weight for the DRY version includes cooling fluid

W: WET version (submerged operation - S1 duty type) / **D: DRY version** (dry operation - S1 duty type)

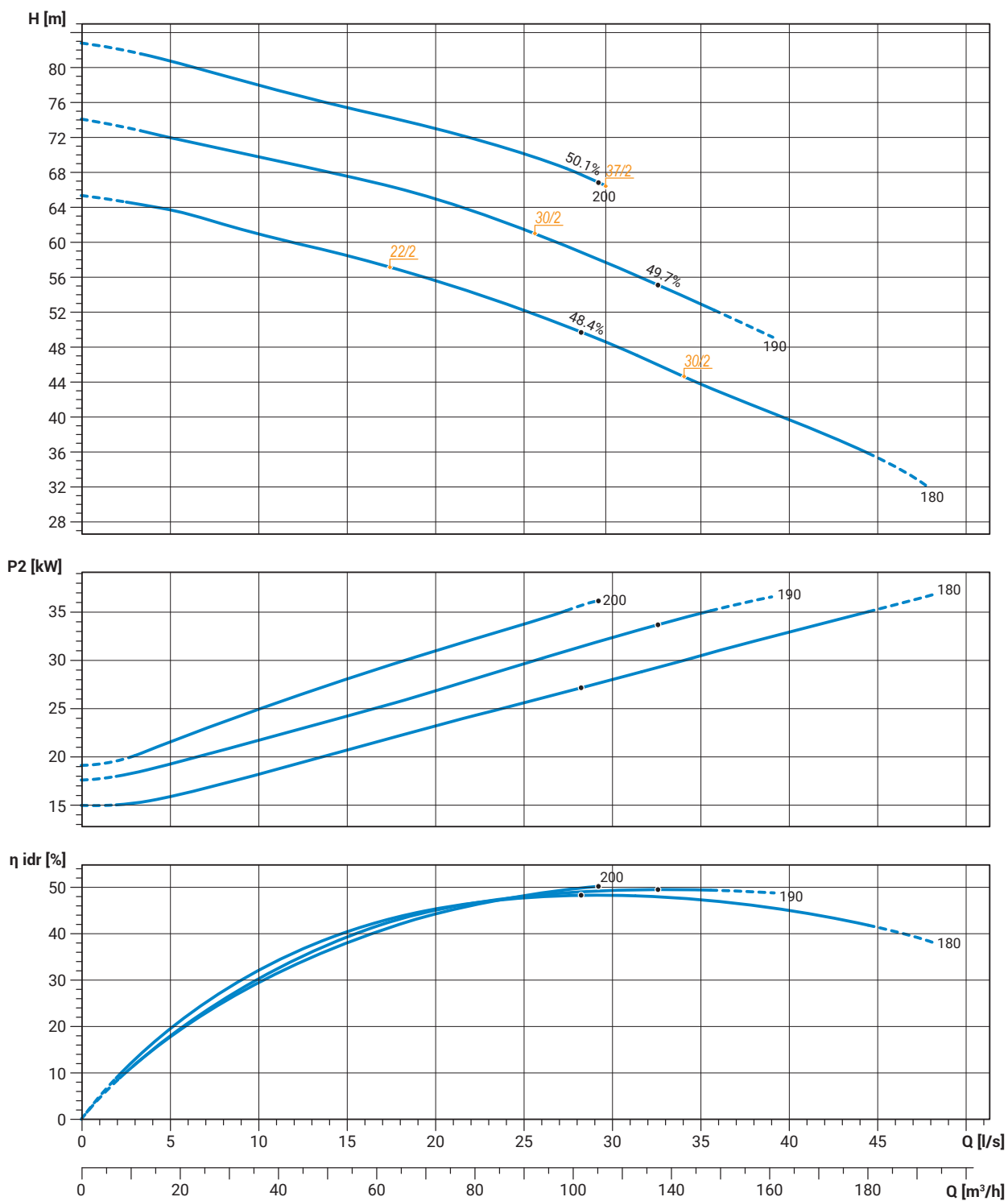
Available accessories



The data provided are not binding. Zenit reserves the right to modify any product without notice.

ZUG V 080D

Performances



Characteristic curves according to UNI EN ISO 9906

ZUG V 100A

18.5 ÷ 37 kW - 2 poles

Hydraulics

Vortex impeller

Free passage: 100 mm

Discharge: DN100 - PN10-16 EN 1092-2

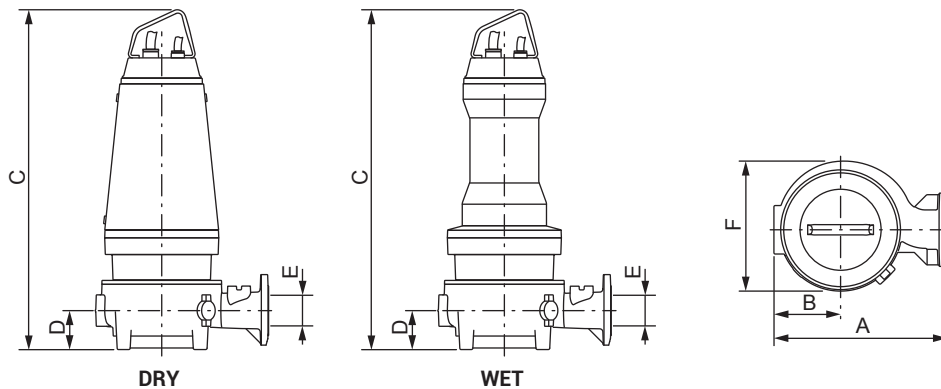
Suction: DN100



Motor

Type	~	V	Start	A	cos φ	P1 (kW)	P2 (kW)	η mot. %	Efficiency class
18.5/2 A	3	230/400/460	Y Δ	32.4/32.4/28.2	0.90	20.2	18.2	91.7	IE3
22/2 A	3	230/400/460	Y Δ	76.238.1/38.1	0.91	23.9	22.0	92.0	IE3
30/2 A	3	230/400/460	Y Δ	90.2/51.9/45.1	0.90	32.5	30.0	92.4	IE3
37/2 H	3	230/400/460	Y Δ	110.2/63.4/55.1	0.90	40.0	37.0	92.4	IE2

Overall dimensions and weight

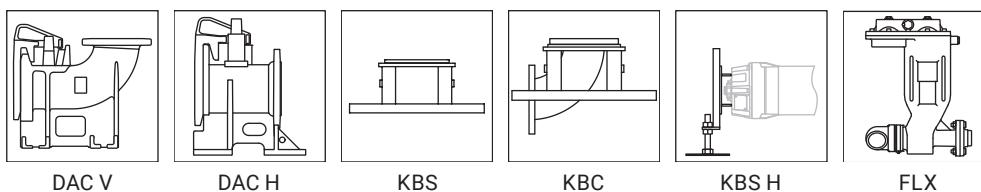


	A mm	B mm	C mm		D mm	E mm	F mm	Kg	
			WET	DRY				WET	DRY (*)
ZUG V 100A 18.5/2 AW (D)	496	190	1168	1168	110	100	373	240.7	266.8
ZUG V 100A 22/2 AW (D)	507	201	1219	1219	110	100	403	297.8	344.8
ZUG V 100A 30/2 AW (D)	507	201	1219	1219	110	100	403	308	355
ZUG V 100A 37/2 HW (D)	507	201	1219	1219	110	100	403	308	355

(*) Weight for the DRY version includes cooling fluid

W: WET version (submerged operation - S1 duty type) / **D: DRY version** (dry operation - S1 duty type)

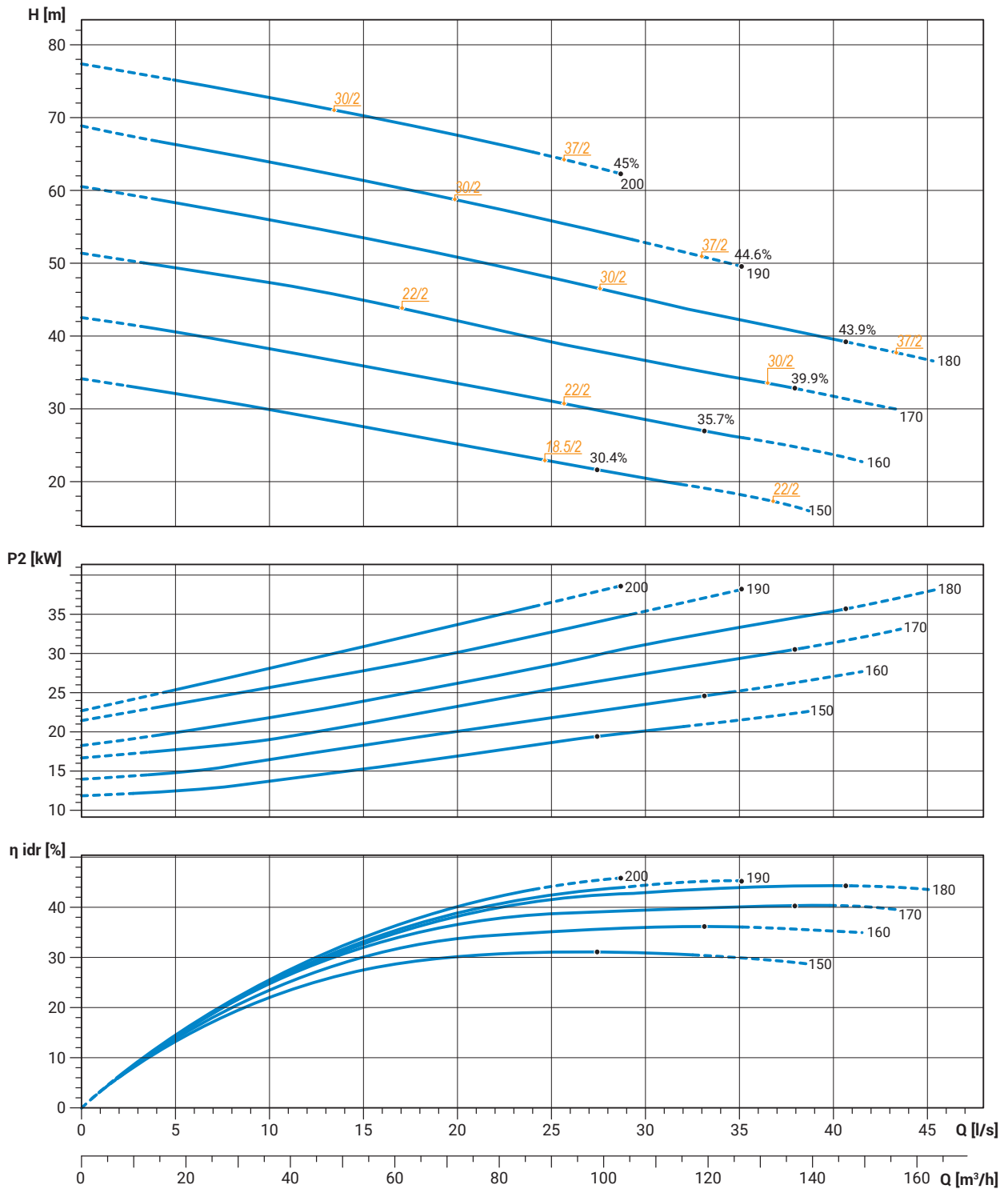
Available accessories



The data provided are not binding. Zenit reserves the right to modify any product without notice.

ZUG V 100A

Performances



Characteristic curves according to UNI EN ISO 9906

ZUG V 100B

4 ÷ 15 kW - 4 poles

Hydraulics

Vortex impeller

Free passage: 100 mm

Discharge: DN100 - PN10-16 EN 1092-2

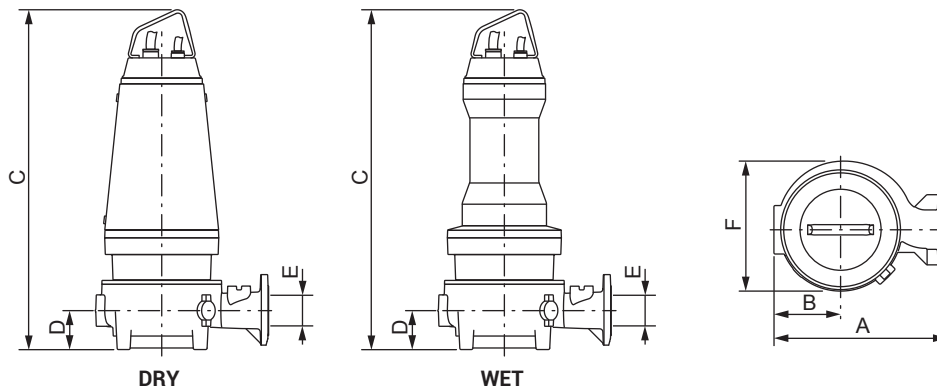
Suction: DN100



Motor

Type	~	V	Start	A	cos φ	P1 (kW)	P2 (kW)	η mot. %	Efficiency class
4/4 A	3	230/400/460	Y Δ	14.8/8.5/7.4	0.76	4.5	4.0	89.5	IE3
5.5/4 A	3	230/400/460	Y Δ	19.8/11.4/9.9	0.76	6.0	5.5	91.7	IE3
7.5/4 A	3	230/400/460	Y Δ	25.6/14.8/12.8	0.80	8.2	7.5	91.7	IE3
9/4 A	3	230/400/460	Y Δ	32.7/18.8/16.3	0.76	9.8	9.0	91.7	IE3
11/4 A	3	230/400/460	Y Δ	37.6/21.6/18.8	0.80	11.9	11.0	92.4	IE3
15/4 A	3	230/400/460	Y Δ	48.9/28.1/24.4	0.83	16.1	15.0	93.0	IE3

Overall dimensions and weight

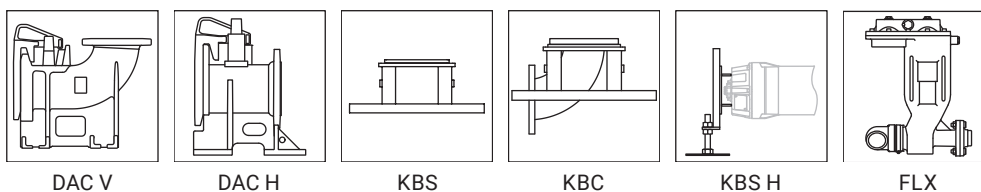


	A mm	B mm	C mm		D mm	E mm	F mm	Kg	
			WET	DRY				WET	DRY (*)
ZUG V 100B 4/4 AW (D)	496	190	1001	1078	110	100	373	171.2	250.2
ZUG V 100B 5.5/4 AW (D)	496	190	1001	1078	110	100	373	185.2	254.2
ZUG V 100B 7.5/4 AW (D)	496	190	1078	1078	110	100	373	217.5	254.2
ZUG V 100B 9/4 AW (D)	496	190	1168	1168	110	100	373	238.5	271.5
ZUG V 100B 11/4 AW (D)	507	201	1219	1219	110	100	403	289.7	336.7
ZUG V 100B 15/4 AW (D)	507	201	1219	1219	110	100	403	303.4	350.4

(*) Weight for the DRY version includes cooling fluid

W: WET version (submerged operation - S1 duty type) / **D: DRY version** (dry operation - S1 duty type)

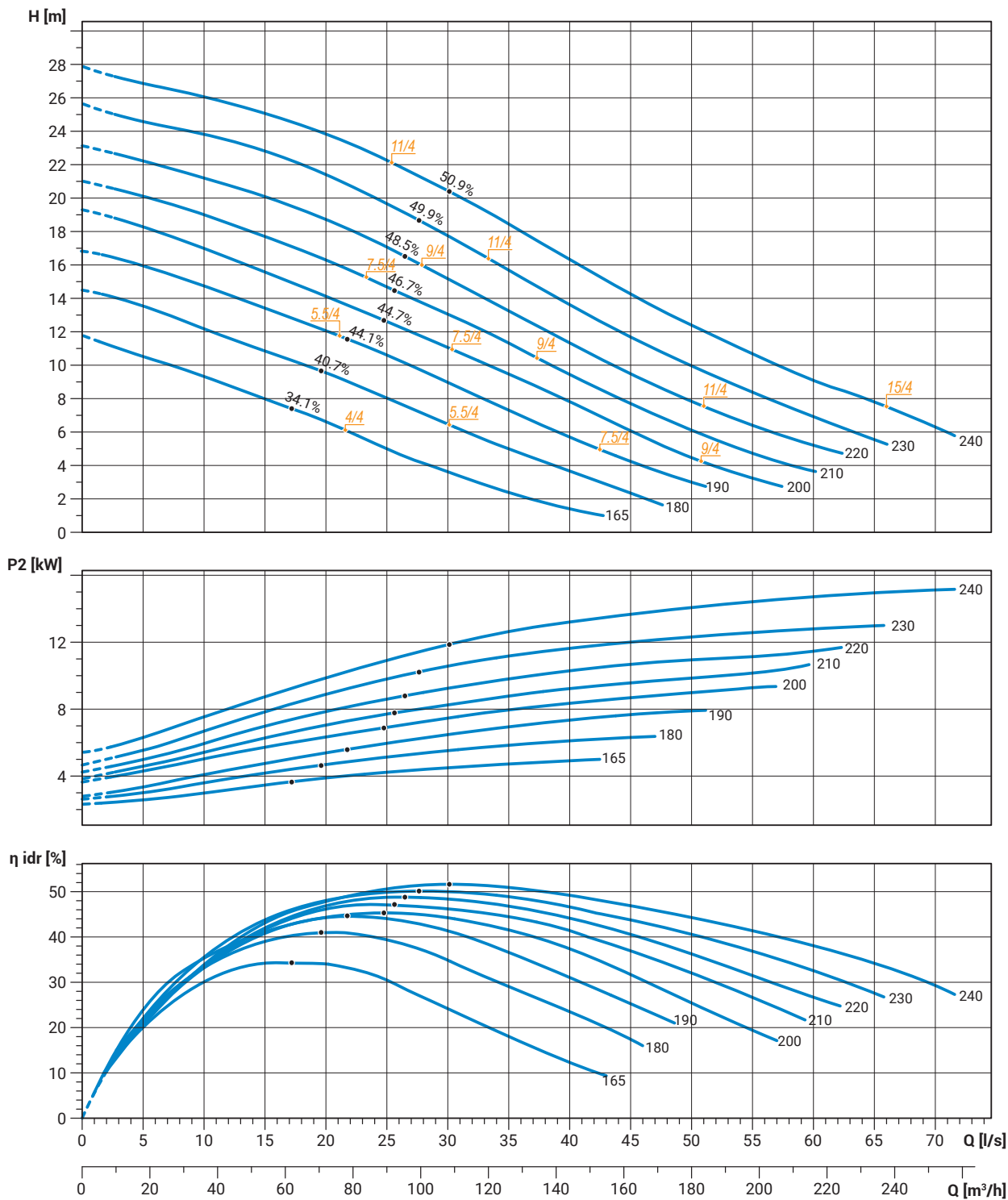
Available accessories



The data provided are not binding. Zenit reserves the right to modify any product without notice.

ZUG V 100B

Performances



Characteristic curves according to UNI EN ISO 9906

ZUG V 150A

11 ÷ 15 kW - 4 poles

Hydraulics

Vortex impeller

Free passage: 125 mm

Discharge: DN150 - PN10-16 EN 1092-2

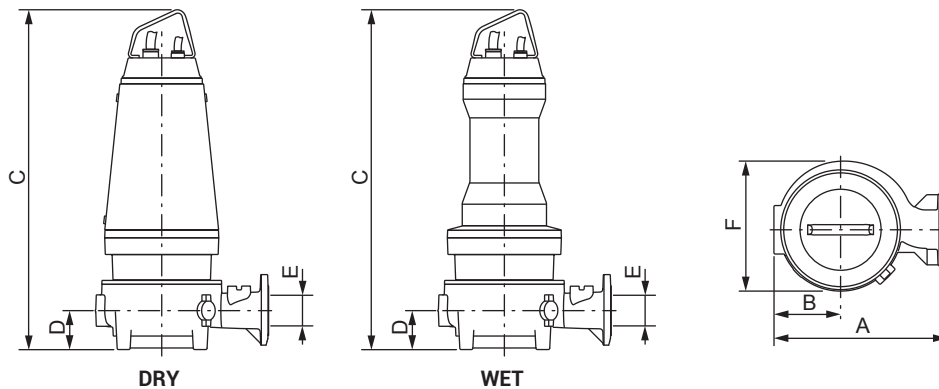
Suction: DN150



Motor

Type	~	V	Start	A	cos φ	P1 (kW)	P2 (kW)	η mot. %	Efficiency class
11/4 A	3	230/400/460	Y Δ	37.6/21.6/18.8	0.80	11.9	11.0	92.4	IE3
15/4 A	3	230/400/460	Y Δ	48.9/28.1/24.4	0.83	16.1	15.0	93.0	IE3

Overall dimensions and weight

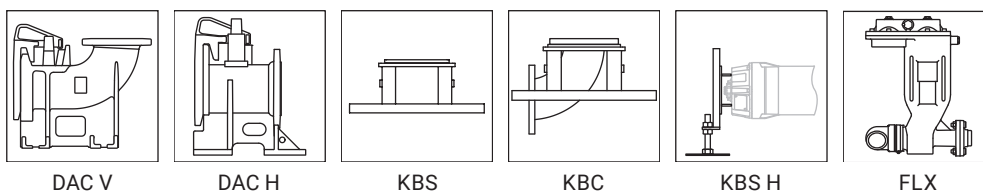


	A mm	B mm	C mm		D mm	E mm	F mm	Kg	
			WET	DRY				WET	DRY (*)
ZUG V 150A 11/4 AW (D)	545	212	1245	1245	135	150	401	301.9	348.9
ZUG V 150A 15/4 AW (D)	545	212	1245	1245	135	150	415	315.6	362.6

(*) Weight for the DRY version includes cooling fluid

W: WET version (submerged operation - S1 duty type) / **D: DRY version** (dry operation - S1 duty type)

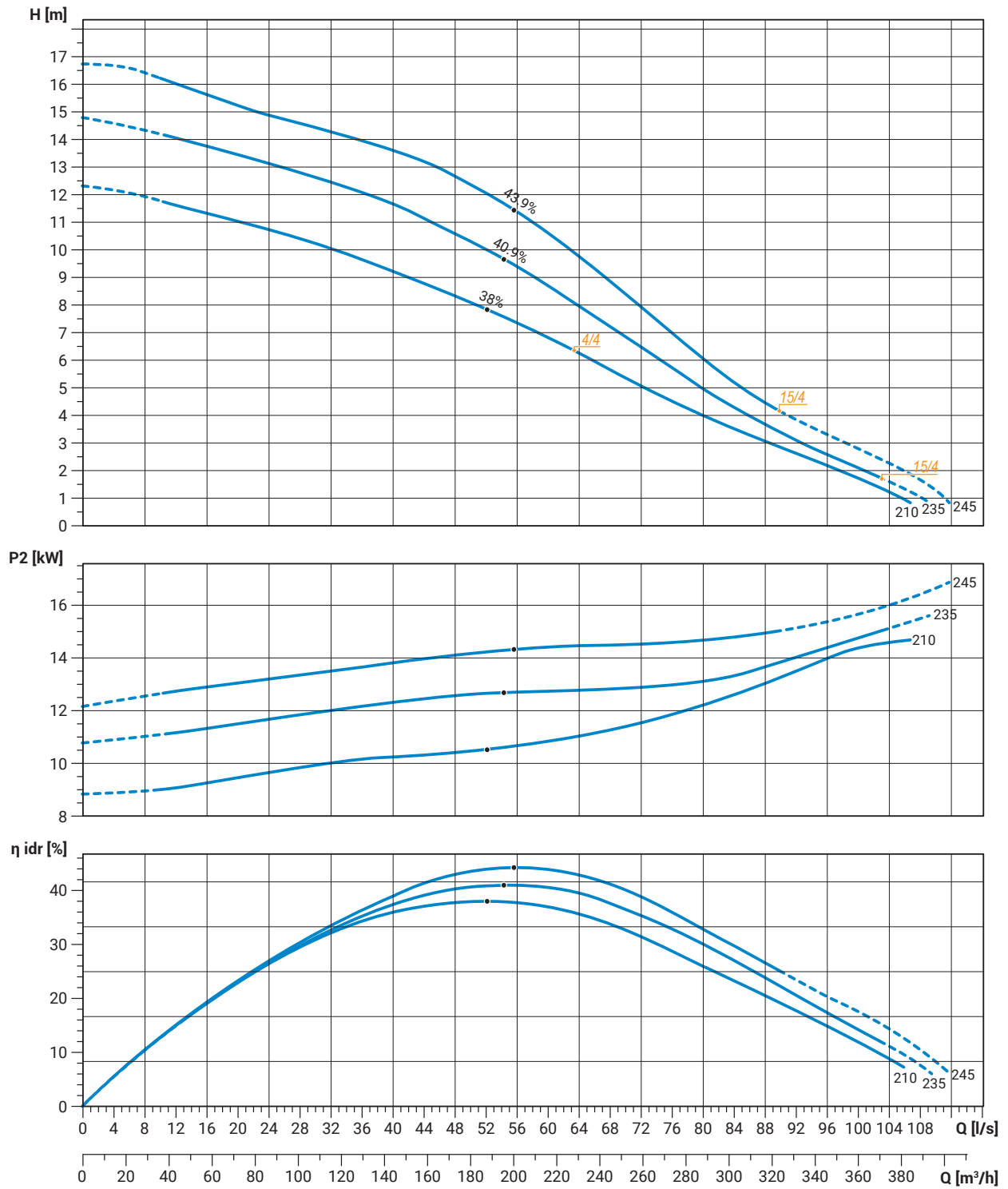
Available accessories



The data provided are not binding. Zenit reserves the right to modify any product without notice.

ZUG V 150A

Performances



Characteristic curves according to UNI EN ISO 9906

ZUG OC 065A

2.2 ÷ 3 kW - 2 poles

Hydraulics

Open channel impeller

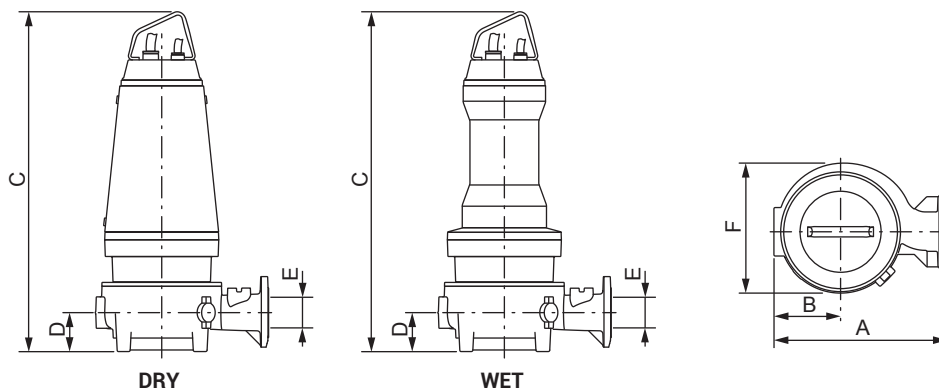
Free passage: 40 x 35 mm
 Discharge: DN65 - PN10-16 EN 1092-2
 Suction: DN80



Motor

Type	~	V	Start	A	cos φ	P1 (kW)	P2 (kW)	η mot. %	Efficiency class
2.2/2 B	3	230/400/460	Y Δ	7.8/4.5/3.9	0.82	2.5	2.2	86.5	IE3
3/2 B	3	230/400/460	Y Δ	10.5/6.1/5.3	0.81	3.4	3.0	88.5	IE3

Overall dimensions and weight

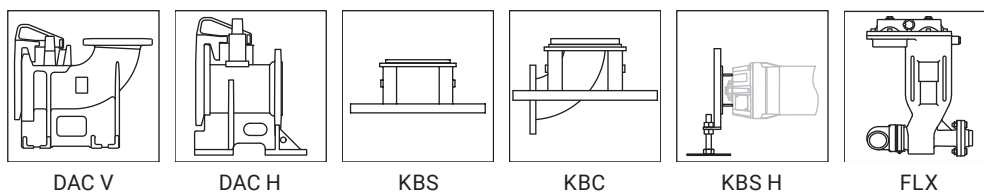


	A mm	B mm	C mm		D mm	E mm	F mm	Kg	
			WET	DRY				WET	DRY (*)
ZUG OC 065A 2.2/2 BW	343	125	615	-	80	65	255	59.0	-
ZUG OC 065A 3/2 BW	343	125	615	-	80	65	255	60.3	-

(*) Weight for the DRY version includes cooling fluid

W: WET version (submerged operation - S1 duty type) / **D: DRY version** (dry operation - S1 duty type)

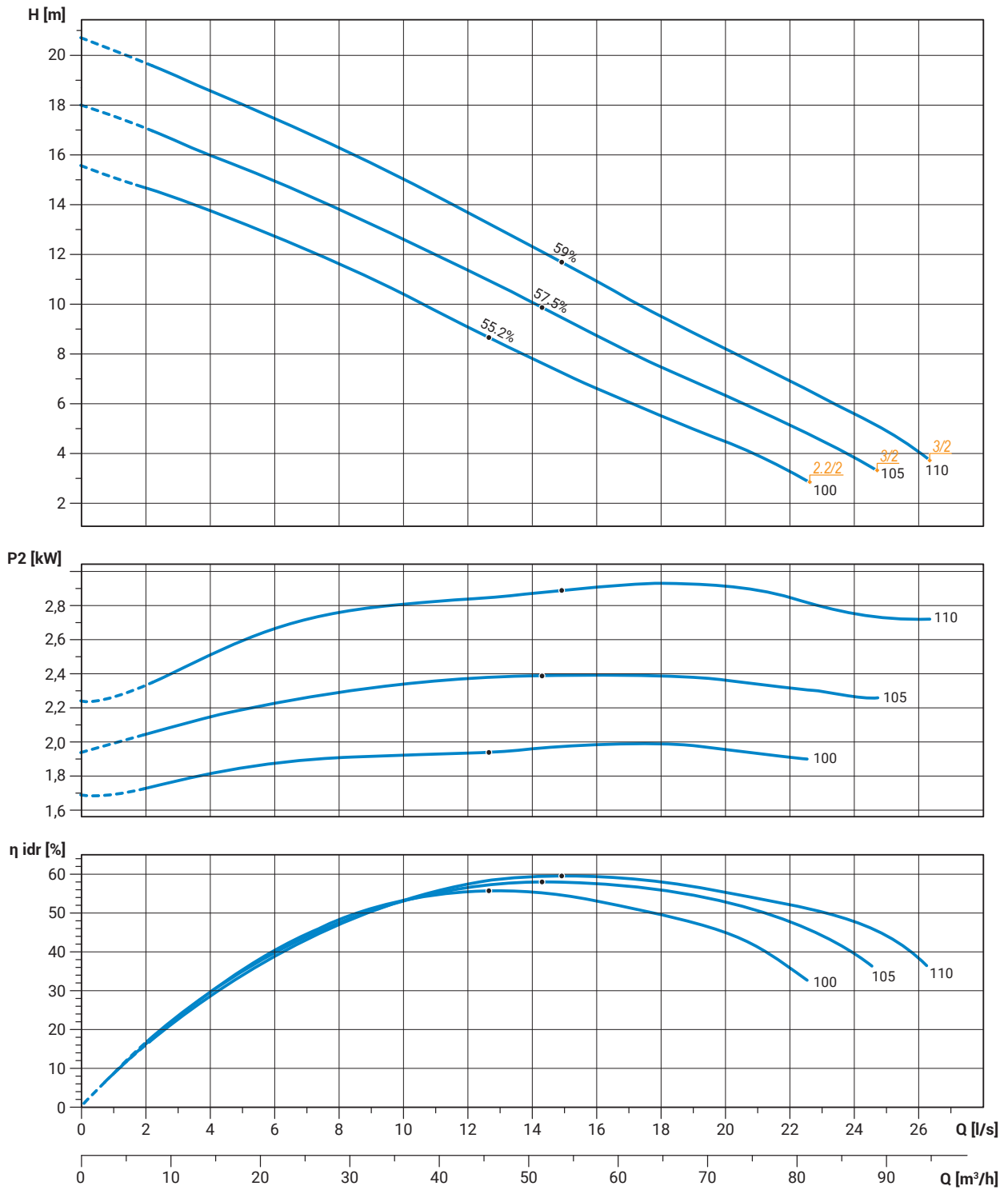
Available accessories



The data provided are not binding. Zenit reserves the right to modify any product without notice.

ZUG OC 065A

Performances



Characteristic curves according to UNI EN ISO 9906

ZUG OC 065B

1.8 ÷ 2.2 kW - 2 poles

Hydraulics

Open channel impeller

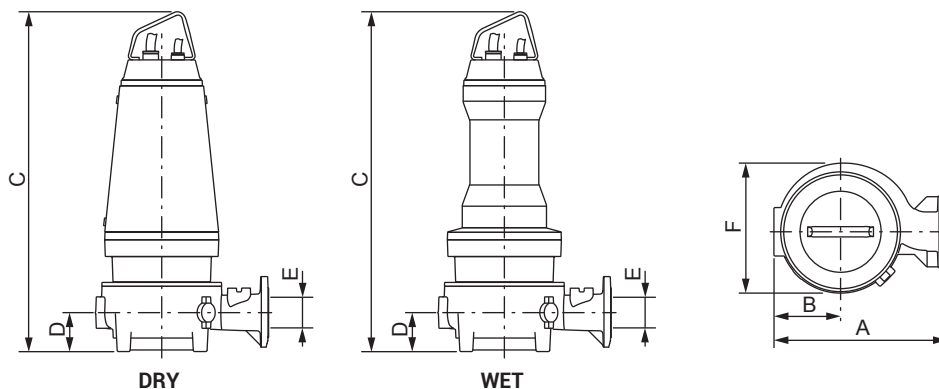
Free passage: 35x30 mm
 Discharge: DN65 - PN10-16 EN 1092-2
 Suction: DN80



Motor

Type	~	V	Start	A	cos φ	P1 (kW)	P2 (kW)	η mot. %	Efficiency class
1.8/2 B	3	230/400/460	Y Δ	6.8/3.9/3.4	0.78	2.1	1.8	85.5	IE3
2.2/2 B	3	230/400/460	Y Δ	7.8/4.5/3.9	0.82	2.5	2.2	86.5	IE3

Overall dimensions and weight

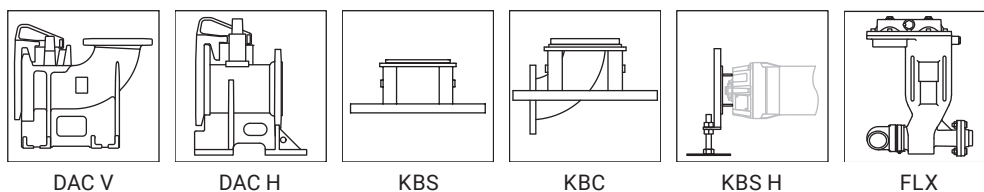


	A mm	B mm	C mm		D mm	E mm	F mm	Kg	
			WET	DRY				WET	DRY (*)
ZUG OC 065B 1.8/2 BW (D)	343	136	615	615	80	65	255	50.8	50.8
ZUG OC 065B 2.2/2 BW	343	136	615	-	80	65	255	51.0	-

(*) Weight for the DRY version includes cooling fluid

W: WET version (submerged operation - S1 duty type) / **D: DRY version** (dry operation - S1 duty type)

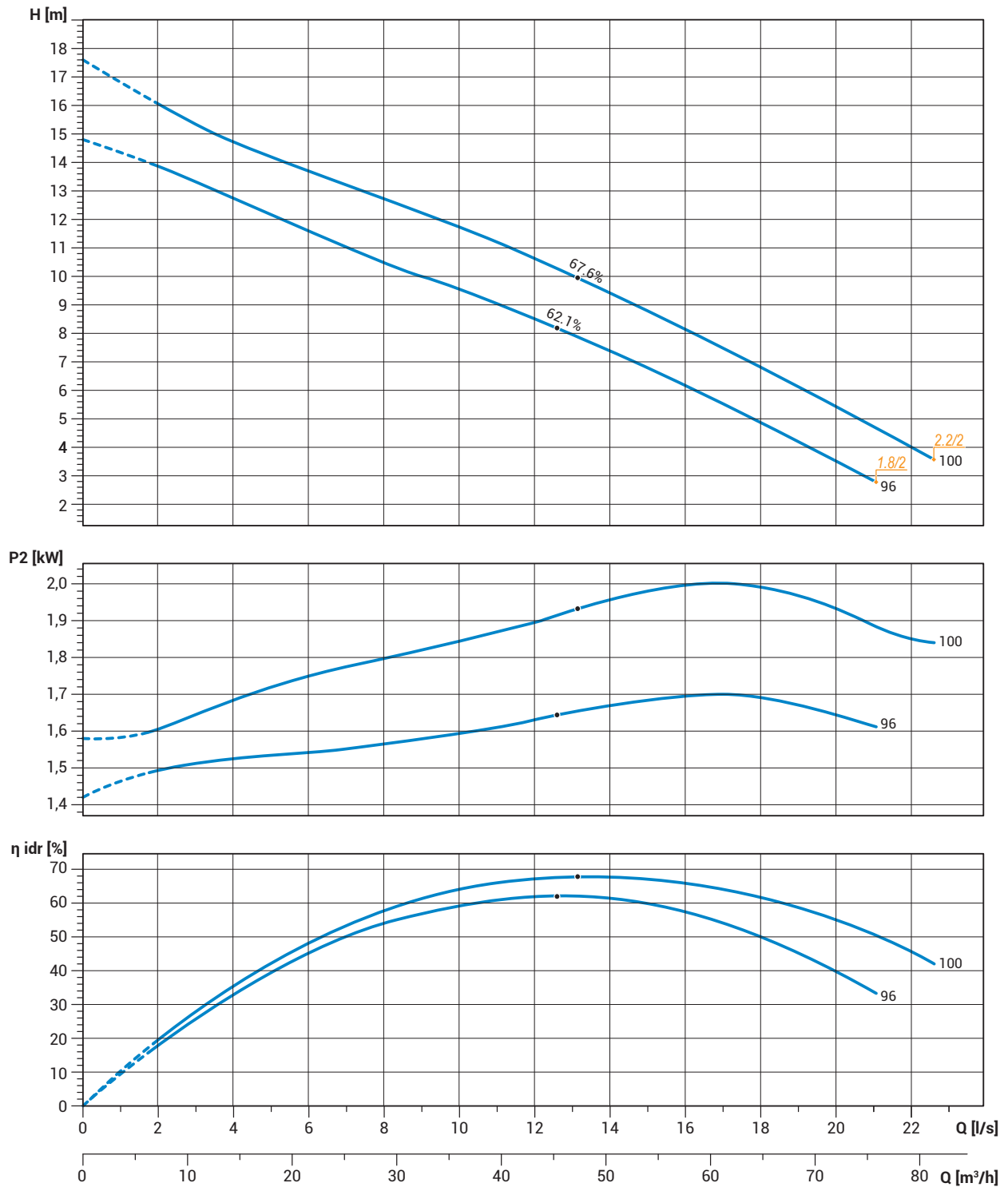
Available accessories



The data provided are not binding. Zenit reserves the right to modify any product without notice.

ZUG OC 065B

Performances



Characteristic curves according to UNI EN ISO 9906

ZUG OC 065C

5.5 ÷ 11 kW - 2 poles

Hydraulics

Open channel impeller

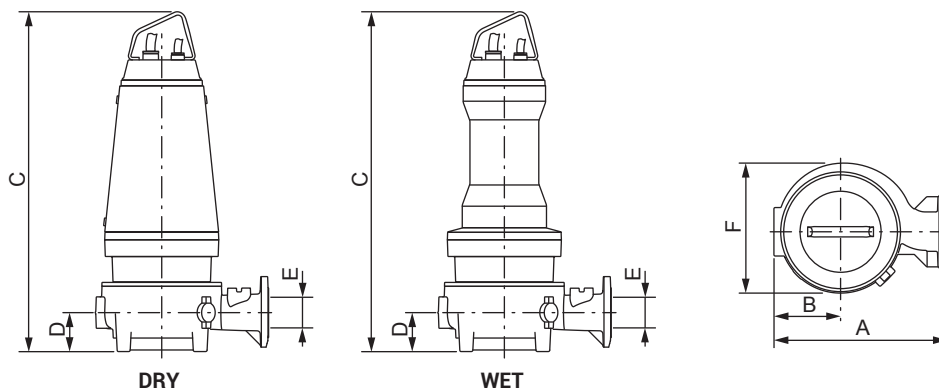
Free passage: 40x35 mm
 Discharge: DN65 - PN10-16 EN 1092-2
 Suction: DN80



Motor

Type	~	V	Start	A.	cos φ	P1 (kW)	P2 (kW)	η mot. %	Efficiency class
5.5/2 B	3	230/400/460	Y Δ	17.8/10.2/8.9	0.87	6.1	5.5	89.6	IE3
7.5/2 B	3	230/400/460	Y Δ	24.8/14.2/12.4	0.84	8.3	7.5	90.2	IE3
9/2 B	3	230/400/460	Y Δ	29.3/16.8/14.6	0.85	9.9	9.0	91.0	IE3
11/2 B	3	230/400/460	Y Δ	36.8/21.2/18.4	0.82	12.1	11.0	91.1	IE3

Overall dimensions and weight

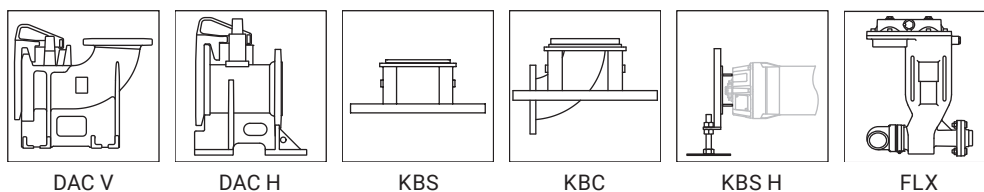


	A mm	B mm	C mm		D mm	E mm	F mm	Kg	
			WET	DRY				WET	DRY (*)
ZUG OC 065C 5.5/2 BW	340	136	765	-	80	65	253	74.7	-
ZUG OC 065C 7.5/2 BW	340	136	833	-	80	65	253	99.0	-
ZUG OC 065C 9/2 BW	340	136	833	-	80	65	253	102.0	-
ZUG OC 065C 11/2 BW	340	136	833	-	80	65	253	105.0	-

(*) Weight for the DRY version includes cooling fluid

W: WET version (submerged operation - S1 duty type) / **D: DRY version** (dry operation - S1 duty type)

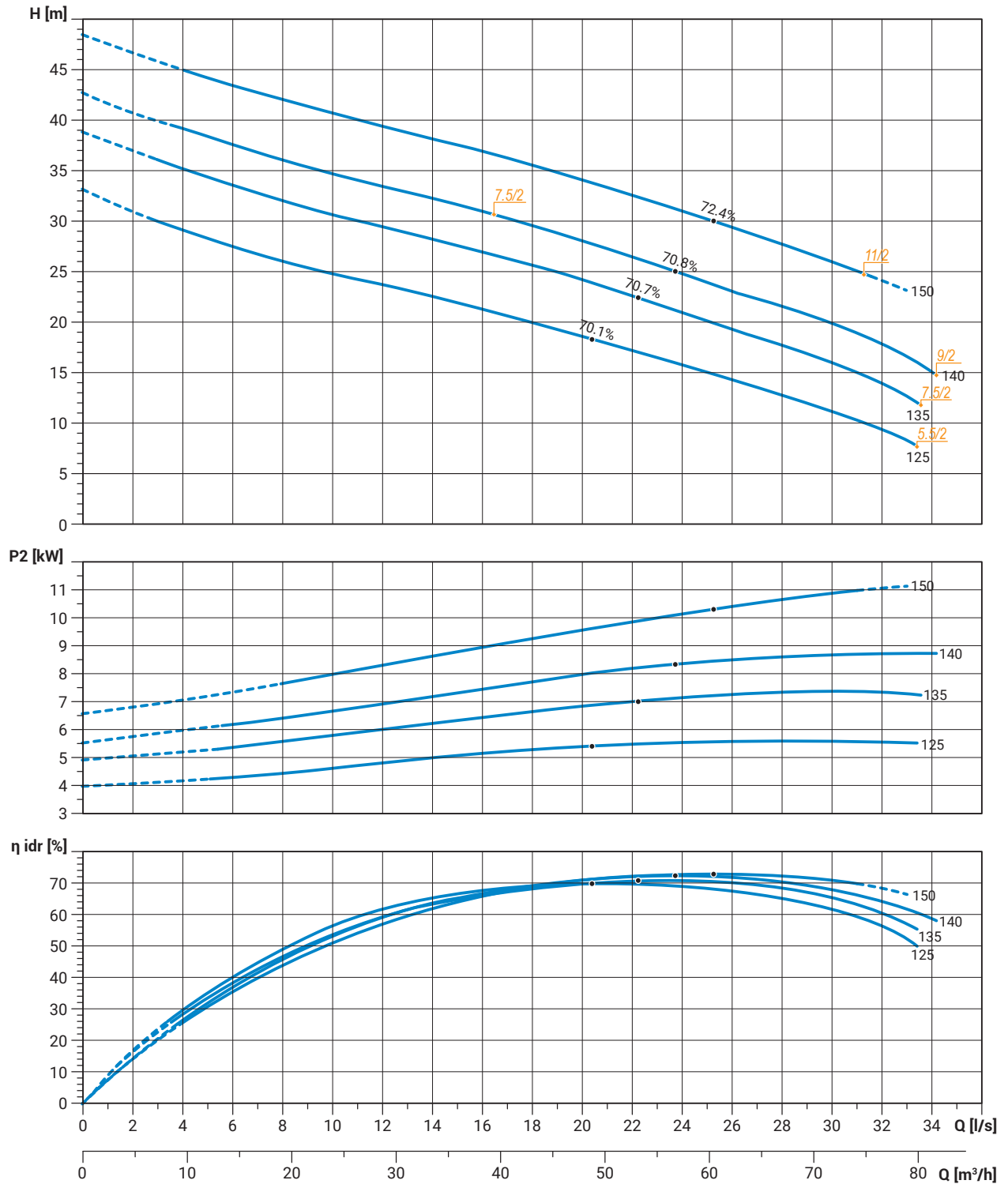
Available accessories



The data provided are not binding. Zenit reserves the right to modify any product without notice.

ZUG OC 065C

Performances



Characteristic curves according to UNI EN ISO 9906

ZUG OC 080A

7.5 ÷ 9 kW - 2 poles

Hydraulics

Open channel impeller

Free passage: 40 mm

Discharge: DN80 - PN10-16 EN 1092-2

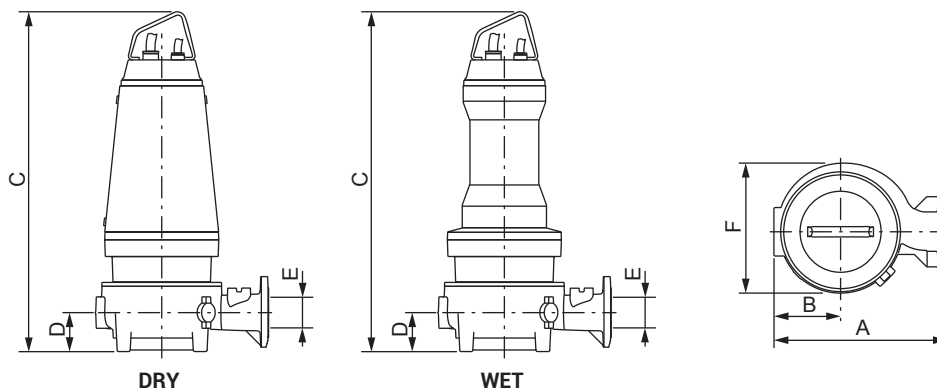
Suction: DN80



Motor

Type	~	V	Start	A	cos φ	P1 (kW)	P2 (kW)	η mot. %	Efficiency class
7.5/2 B	3	230/400/460	Y Δ	24.8/14.2/12.4	0.84	8.3	7.5	90.2	IE3
9/2 B	3	230/400/460	Y Δ	29.3/16.8/14.6	0.85	9.9	9.0	91.0	IE3

Overall dimensions and weight

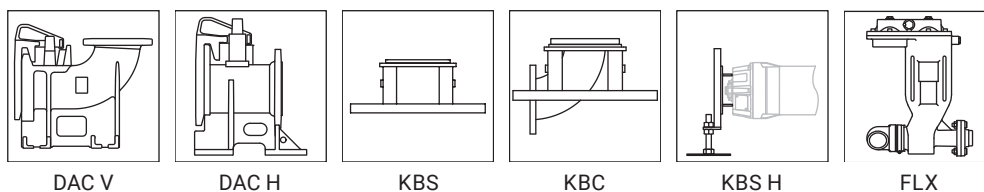


	A mm	B mm	C mm		D mm	E mm	F mm	Kg	
			WET	DRY				WET	DRY (*)
ZUG OC 080A 7.5/2 BW	327	142	850	-	91	80	271	104	-
ZUG OC 080A 9/2 BW	327	142	850	-	91	80	271	107	-

(*) Weight for the DRY version includes cooling fluid

W: WET version (submerged operation - S1 duty type) / **D: DRY version** (dry operation - S1 duty type)

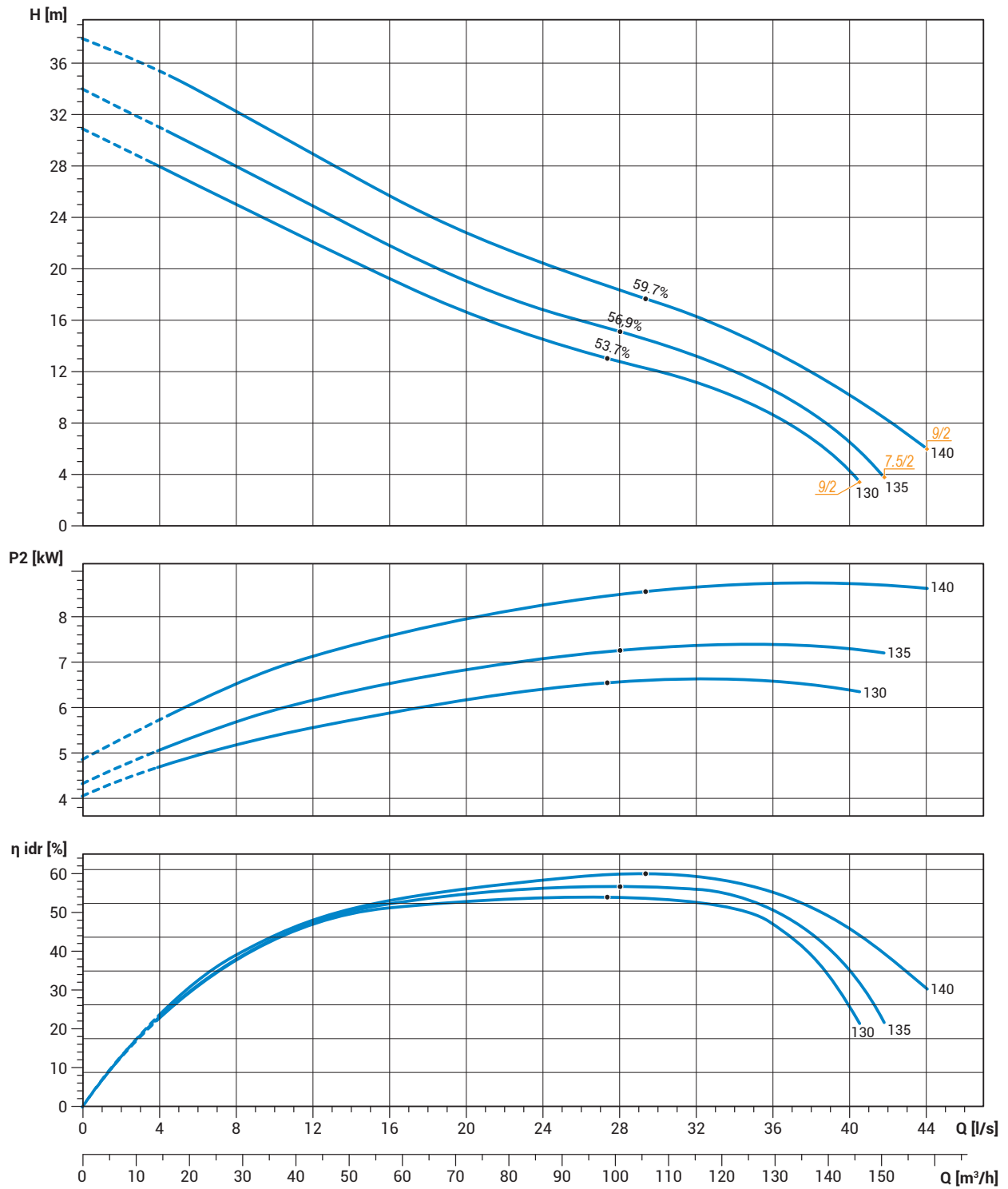
Available accessories



The data provided are not binding. Zenit reserves the right to modify any product without notice.

ZUG OC 080A

Performances



Characteristic curves according to UNI EN ISO 9906

ZUG OC 080B

7.5 ÷ 11 kW - 2 poles

Hydraulics

Open channel impeller

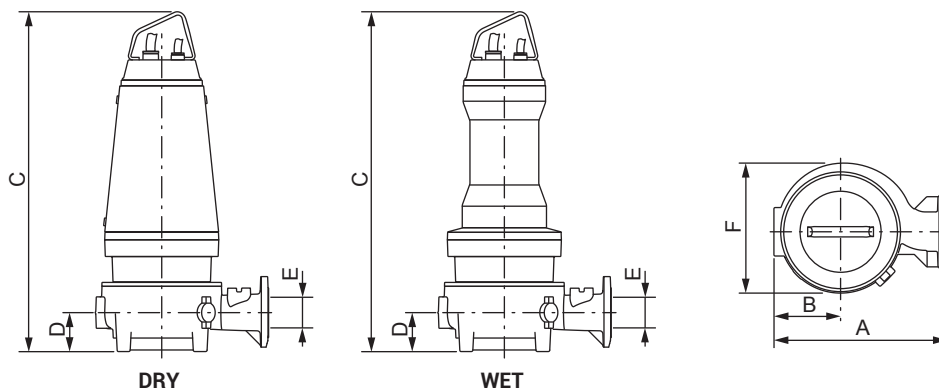
Free passage: 55 x 50 mm
 Discharge: DN80 - PN10-16 EN 1092-2
 Suction: DN80



Motor

Type	~	V	Start	A.	cos φ	P1 (kW)	P2 (kW)	η mot. %	Efficiency class
7.5/2 B	3	230/400/460	Y Δ	24.8/14.2/12.4	0.84	8.3	7.5	90.2	IE3
9/2 B	3	230/400/460	Y Δ	29.3/16.8/14.6	0.85	9.9	9.0	91.0	IE3
11/2 B	3	230/400/460	Y Δ	36.8/21.2/18.4	0.82	12.1	11.0	91.1	IE3

Overall dimensions and weight

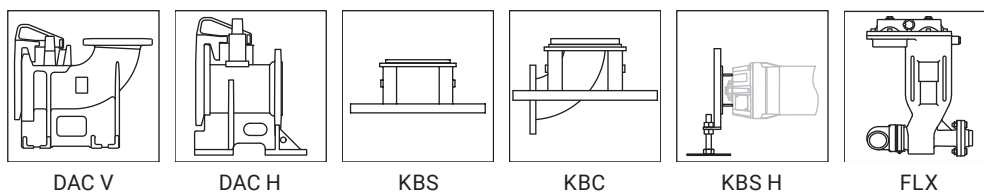


	A mm	B mm	C mm		D mm	E mm	F mm	Kg	
			WET	DRY				WET	DRY (*)
ZUG OC 080B 7.5/2 BW	327	142	850	-	91	80	271	104	-
ZUG OC 080B 9/2 BW	327	142	850	-	91	80	271	107	-
ZUG OC 080B 11/2 BW	327	142	850	-	91	80	271	110	-

(*) Weight for the DRY version includes cooling fluid

W: WET version (submerged operation - S1 duty type) / **D: DRY version** (dry operation - S1 duty type)

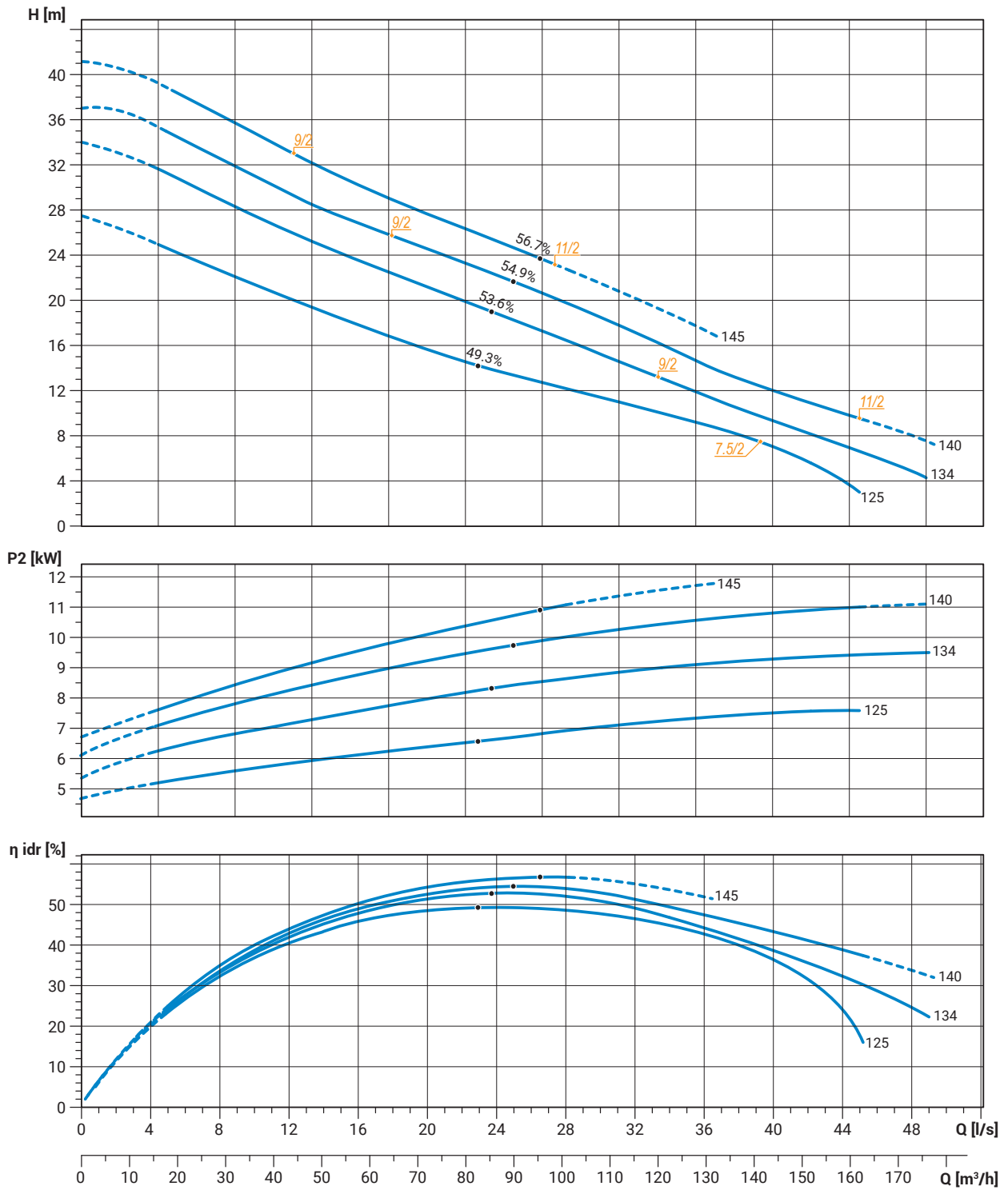
Available accessories



The data provided are not binding. Zenit reserves the right to modify any product without notice.

ZUG OC 080B

Performances



Characteristic curves according to UNI EN ISO 9906

ZUG OC 080D

7.5 ÷ 11 kW - 4 poles

Hydraulics

Open channel impeller

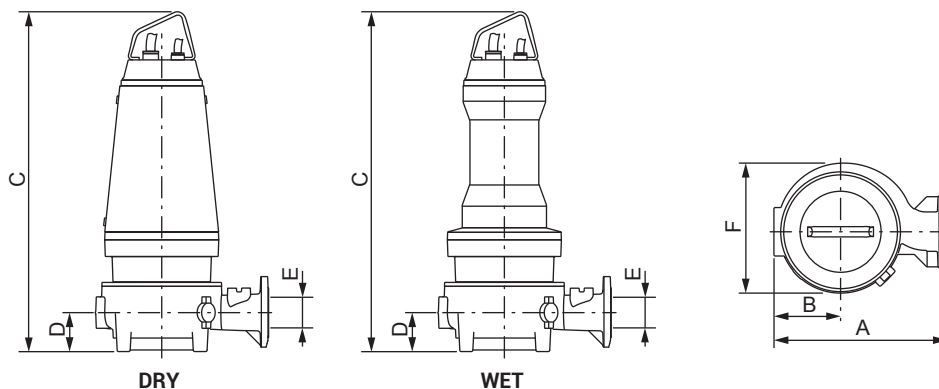
Free passage: 65 x 60 mm
 Discharge: DN80 - PN10-16 EN 1092-2
 Suction: DN150



Motor

Type	~	V	Start	A	cos φ	P1 (kW)	P2 (kW)	η mot. %	Efficiency class
7.5/4 A	3	230/400/460	Y Δ	25.6/14.8/12.8	0.80	8.2	7.5	91.7	IE3
9/4 A	3	230/400/460	Y Δ	32.7/18.8/16.3	0.76	9.8	9.0	91.7	IE3
11/4 A	3	230/400/460	Y Δ	37.6/21.6/18.8	0.80	11.9	11.0	92.4	IE3
15/4 A	3	230/400/460	Y Δ	48.9/28.1/24.4	0.83	16.1	15.0	93.0	IE3

Overall dimensions and weight

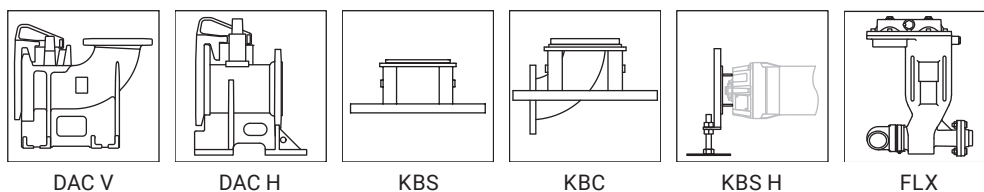


	A mm	B mm	C mm		D mm	E mm	F mm	Kg	
			WET	DRY				WET	DRY (*)
ZUG OC 080D 7.5/4 AW (D)	481	188	1025	1025	124	80	375	226.3	263
ZUG OC 080D 9/4 AW (D)	481	188	1115	1115	124	80	375	247.3	280.3
ZUG OC 080D 11/4 AW (D)	494	201	1165	1165	124	80	403	298.5	345.5
ZUG OC 080D 15/4 AW (D)	494	201	1165	1165	124	80	403	312.2	359.2

(*) Weight for the DRY version includes cooling fluid

W: WET version (submerged operation - S1 duty type) / **D: DRY version** (dry operation - S1 duty type)

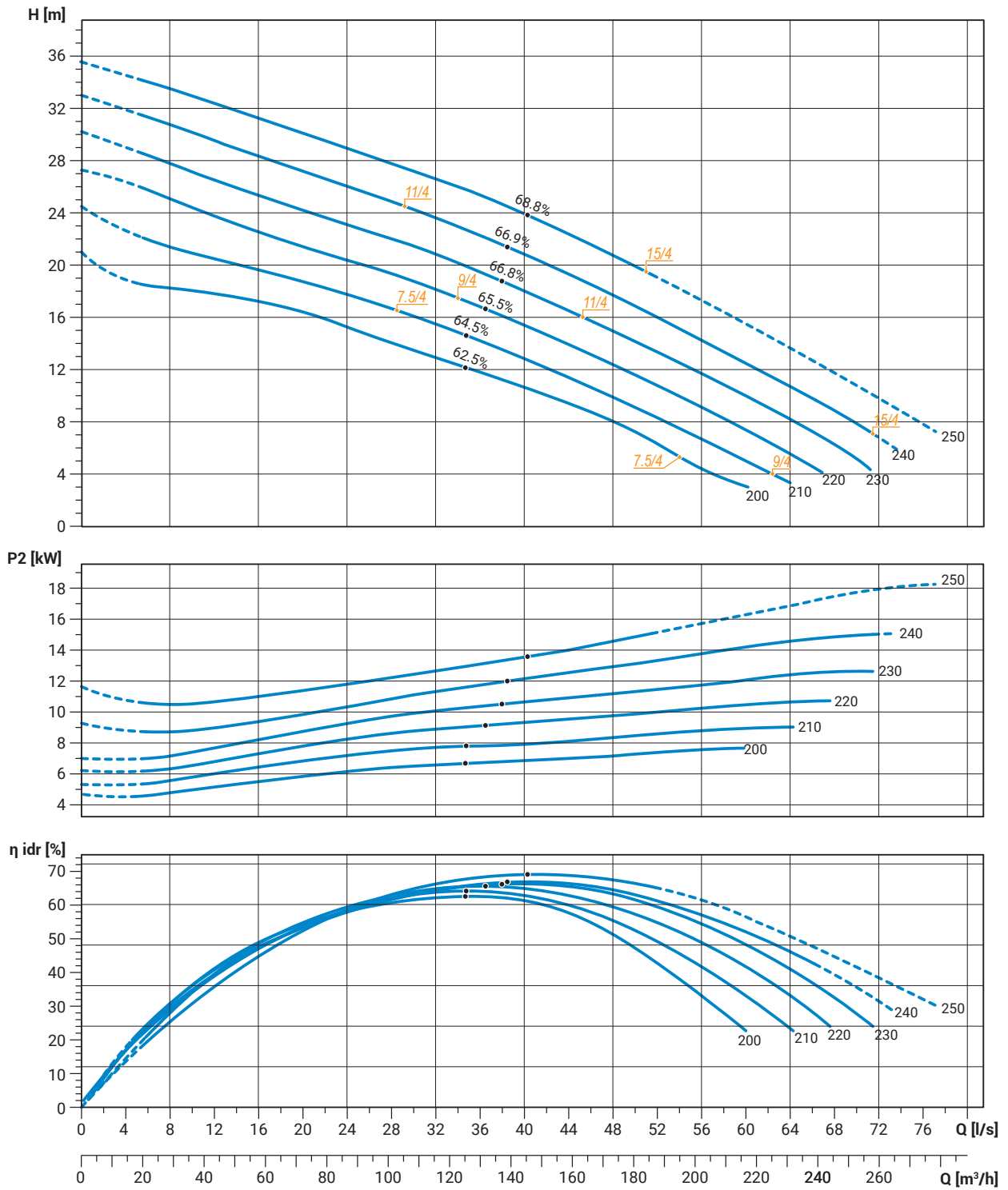
Available accessories



The data provided are not binding. Zenit reserves the right to modify any product without notice.

ZUG OC 080D

Performances



Characteristic curves according to UNI EN ISO 9906

ZUG OC 080G

3 ÷ 5.5 kW - 4 poles

Hydraulics

Open channel impeller

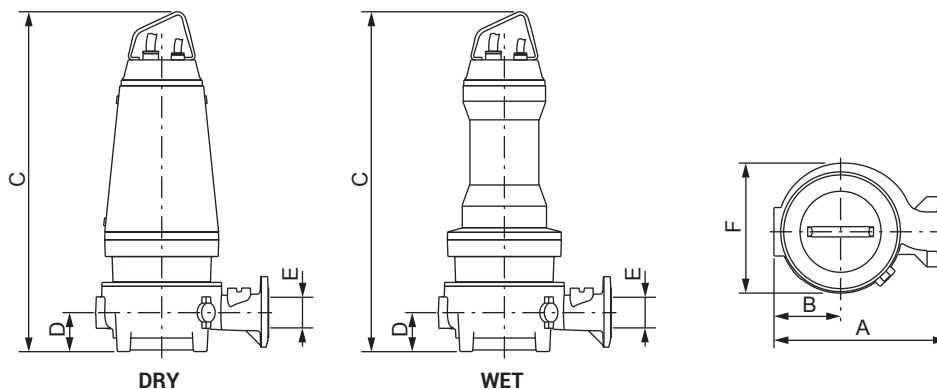
Free passage: 40 x 35 mm
 Discharge: DN80 - PN10-16 EN 1092-2
 Suction: DN80



Motor

Type	~	V	Start	A	cos φ	P1 (kW)	P2 (kW)	η mot. %	Efficiency class
3/4 A	3	230/400/460	Y Δ	11.6/6.7/5.8	0.73	3.5	3.0	89.5	IE3
4/4 A	3	230/400/460	Y Δ	14.8/8.5/7.4	0.76	4.5	4.0	89.5	IE3
5.5/4 A	3	230/400/460	Y Δ	19.8/11.4/9.9	0.76	6.0	5.5	91.7	IE3

Overall dimensions and weight

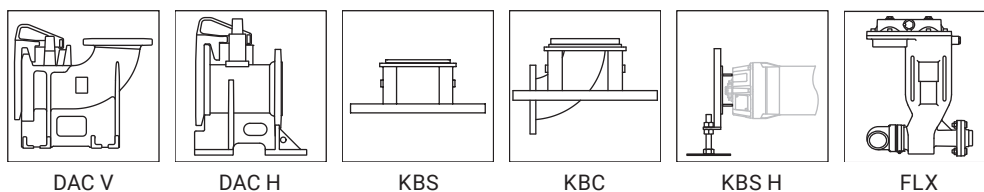


	A mm	B mm	C mm		D mm	E mm	F mm	Kg	
			WET	DRY				WET	DRY (*)
ZUG OC 080G 3/4 AW	393	151	801	-	88	80	303	125.0	-
ZUG OC 080G 4/4 AW	393	151	901	-	88	80	303	159.0	-
ZUG OC 080G 5.5/4 AW	393	151	901	-	88	80	303	163.0	-

(*) Weight for the DRY version includes cooling fluid

W: WET version (submerged operation - S1 duty type) / **D: DRY version** (dry operation - S1 duty type)

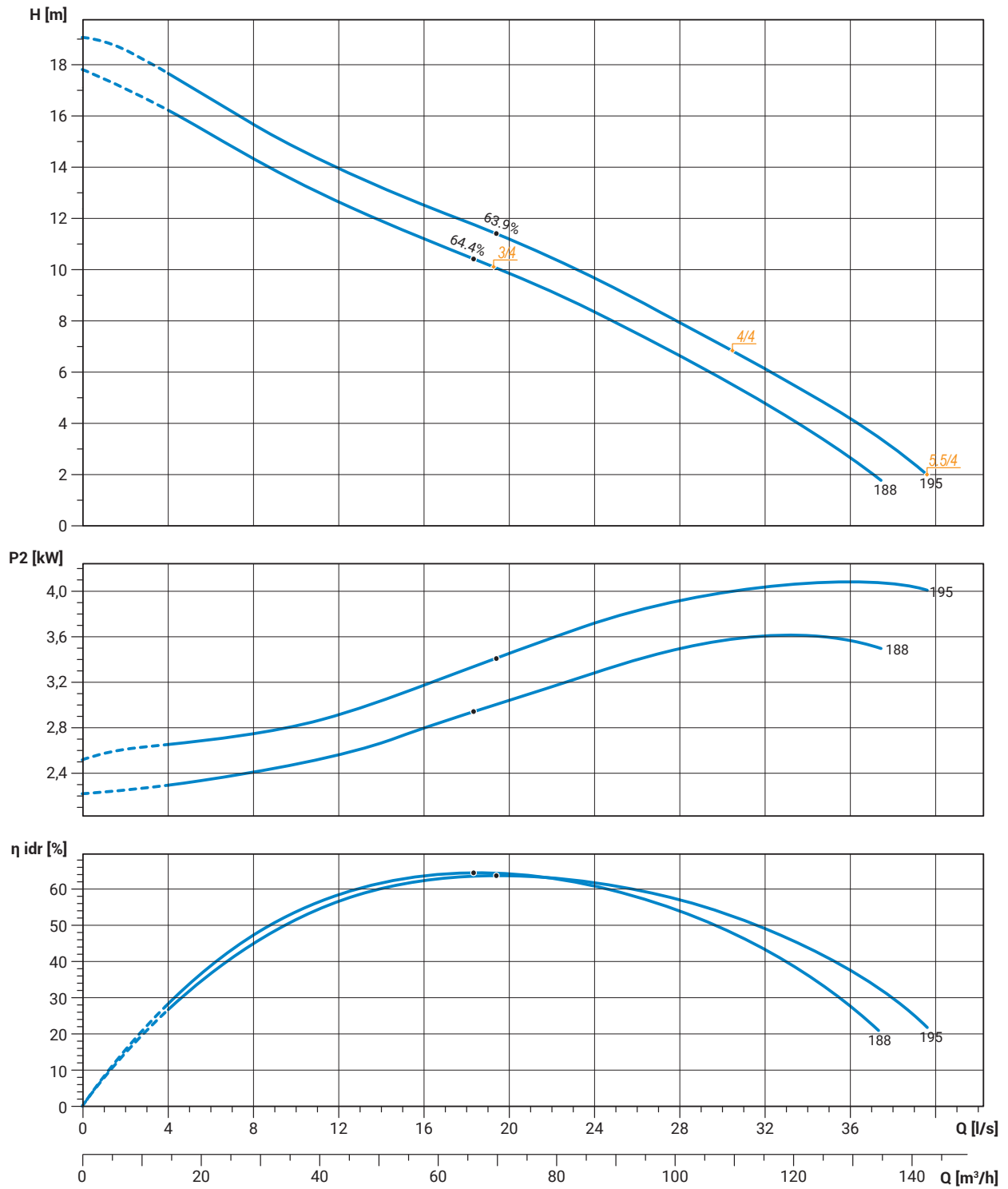
Available accessories



The data provided are not binding. Zenit reserves the right to modify any product without notice.

ZUG OC 080G

Performances



Characteristic curves according to UNI EN ISO 9906

ZUG OC 080H

4 ÷ 5.5 kW - 4 poles

Hydraulics

Open channel impeller

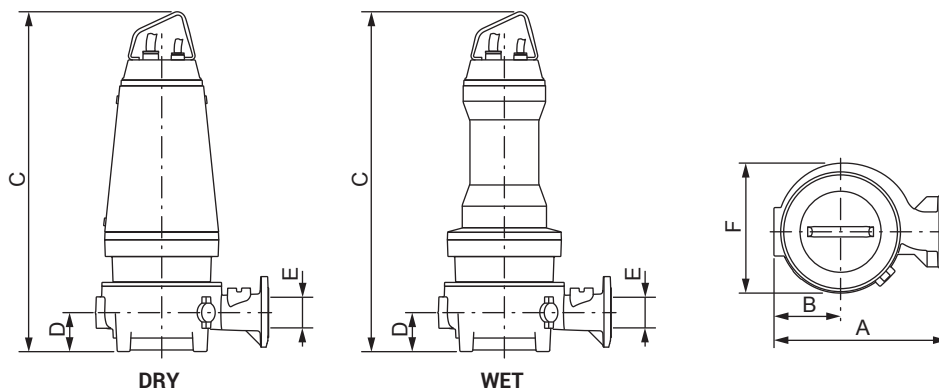
Free passage: 75 mm
 Discharge: DN80 - PN10-16 EN 1092-2
 Suction: DN100



Motor

Type	~	V	Start	A	cos φ	P1 (kW)	P2 (kW)	η mot. %	Efficiency class
4/4 A	3	230/400/460	Y Δ	14.8/8.5/7.4	0.76	4.5	4.0	89.5	IE3
5.5/4 A	3	230/400/460	Y Δ	19.8/11.4/9.9	0.76	6.0	5.5	91.7	IE3

Overall dimensions and weight

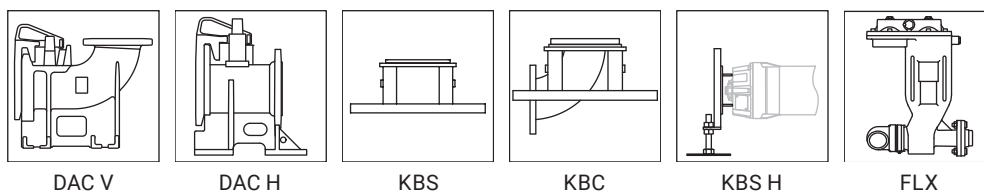


	A mm	B mm	C mm		D mm	E mm	F mm	Kg	
			WET	DRY				WET	DRY (*)
ZUG OC 080H 4/4 AW	393	151	901	-	88	80	303	143.0	-
ZUG OC 080H 5.5/4 AW	393	151	901	-	88	80	303	163.0	-

(*) Weight for the DRY version includes cooling fluid

W: WET version (submerged operation - S1 duty type) / **D: DRY version** (dry operation - S1 duty type)

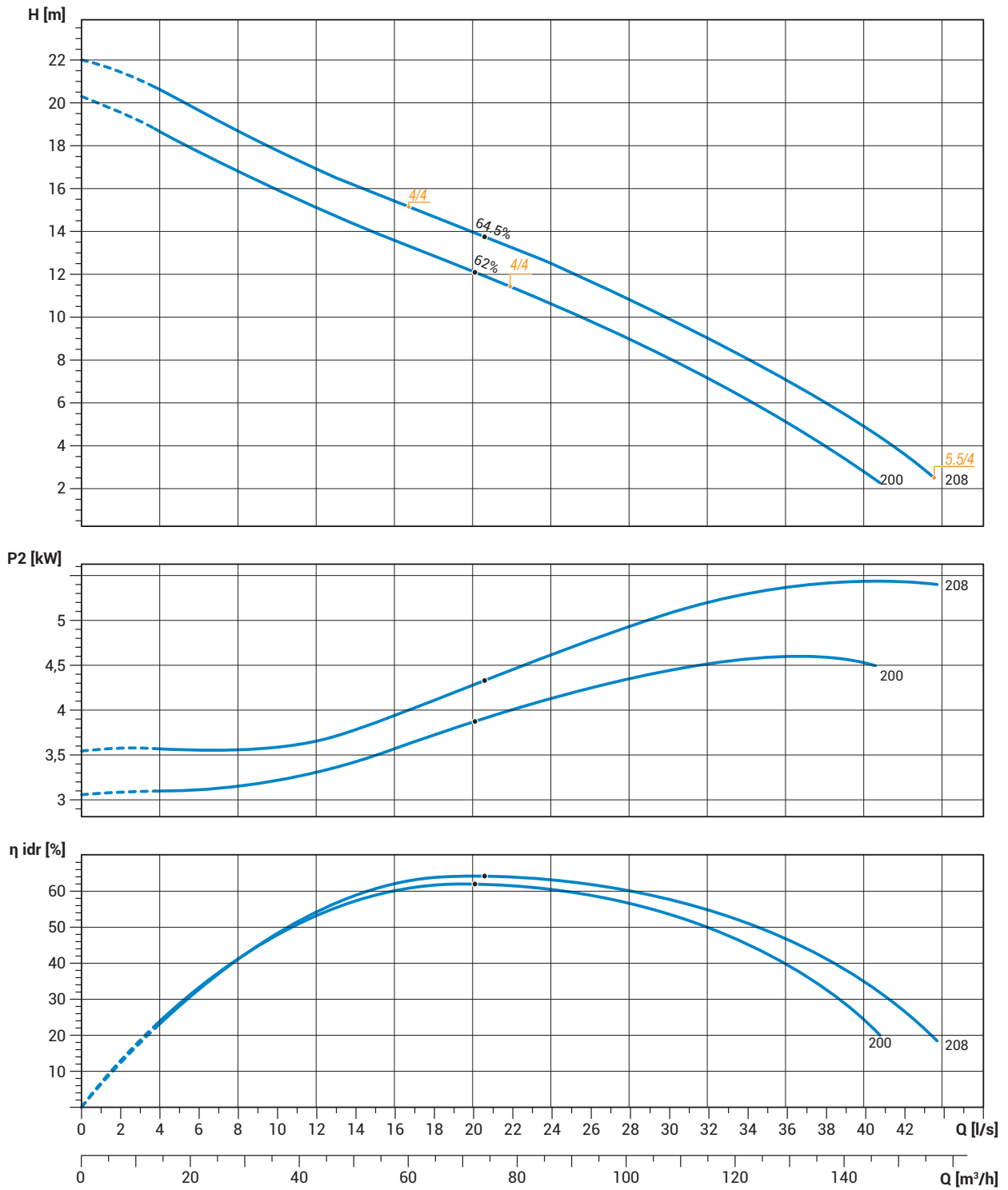
Available accessories



The data provided are not binding. Zenit reserves the right to modify any product without notice.

ZUG OC 080H

Performances



Characteristic curves according to UNI EN ISO 9906

ZUG OC 080W

15 ÷ 37 kW - 2 poles

Hydraulics

Open channel impeller

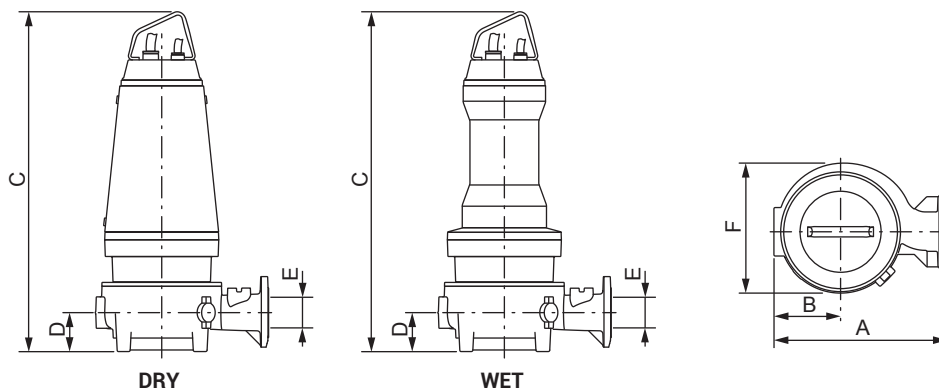
Free passage: 75 mm
 Discharge: DN80 - PN10-16 EN 1092-2
 Suction: DN100



Motor

Type	~	V	Start	A	cos φ	P1 (kW)	P2 (kW)	η mot. %	Efficiency class
15/2 A	3	230/400/460	Y Δ	46.4/26.7/23.2	0.89	16.5	15.0	91.1	IE3
18.5/2 A	3	230/400/460	Y Δ	56.4/34.1/28.2	0.90	20.2	18.5	91.7	IE3
22/2 A	3	230/400/460	Y Δ	76.2/38.1/38.1	0.91	23.9	22.0	92.0	IE3
30/2 A	3	230/400/460	Y Δ	90.2/51.9/45.1	0.90	32.5	30.0	92.4	IE3
37/2 H	3	230/400/460	Y Δ	110.2/63.4/55.1	0.90	40.0	37.0	92.4	IE2

Overall dimensions and weight

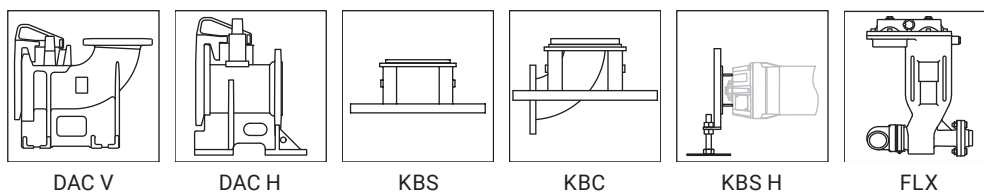


	A mm	B mm	C mm		D mm	E mm	F mm	Kg	
			WET	DRY				WET	DRY (*)
ZUG OC 080W 15/2 AW (D)	481	188	1115	1115	124	80	375	239.0	274.6
ZUG OC 080W 18.5/2 AW (D)	481	188	1115	1115	124	80	375	248.5	284.1
ZUG OC 080W 22/2 AW (D)	494	201	1165	1165	124	80	403	305.6	352.6
ZUG OC 080W 30/2 AW (D)	494	201	1165	1165	124	80	403	315.8	362.8
ZUG OC 080W 37/2 HW (D)	494	201	1165	1165	124	80	403	315.8	362.8

(*) Weight for the DRY version includes cooling fluid

W: WET version (submerged operation - S1 duty type) / D: DRY version (dry operation - S1 duty type)

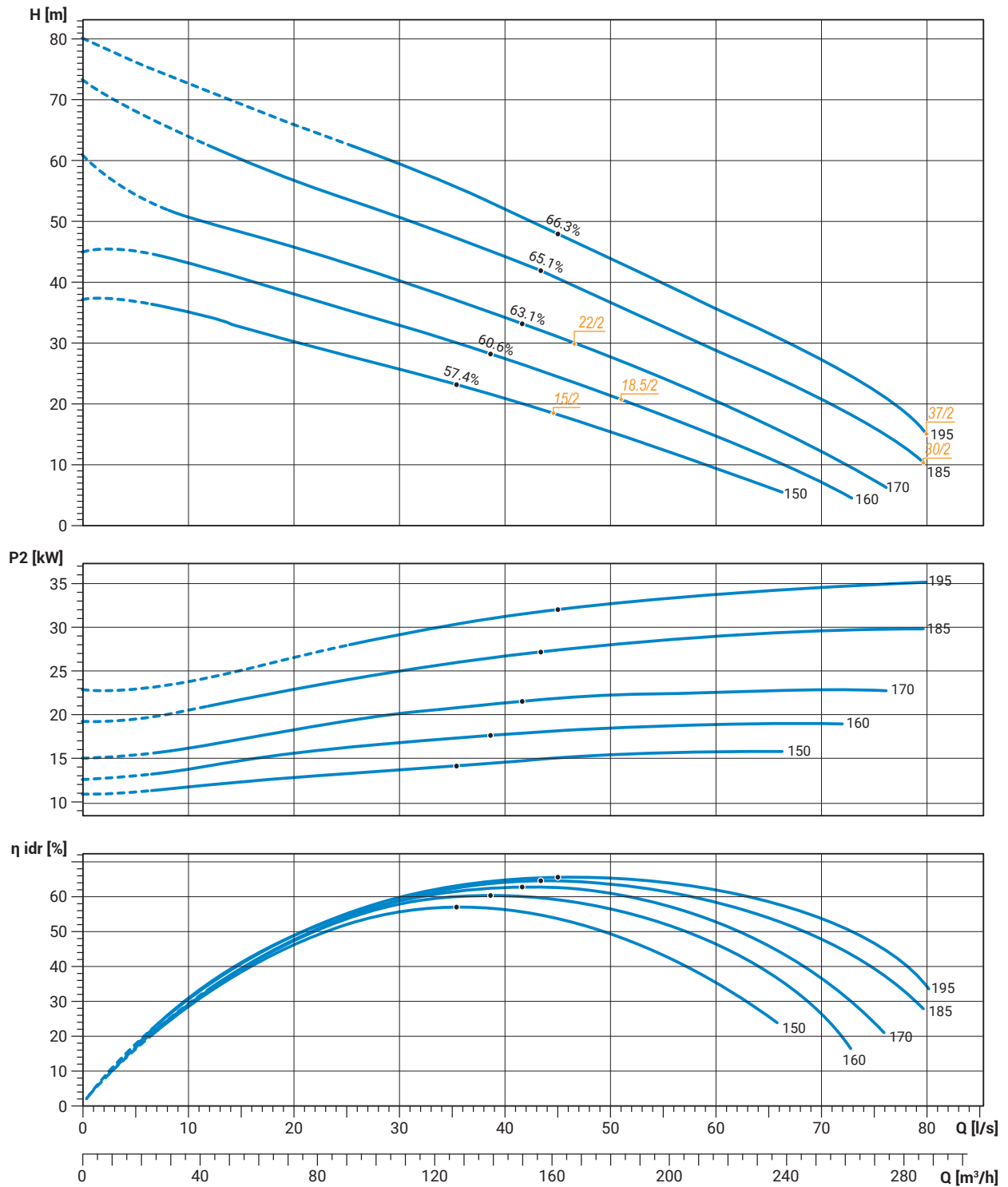
Available accessories



The data provided are not binding. Zenit reserves the right to modify any product without notice.

ZUG OC 080W

Performances



Characteristic curves according to UNI EN ISO 9906

ZUG OC 100A

15 kW - 4 poles

Hydraulics

Open channel impeller

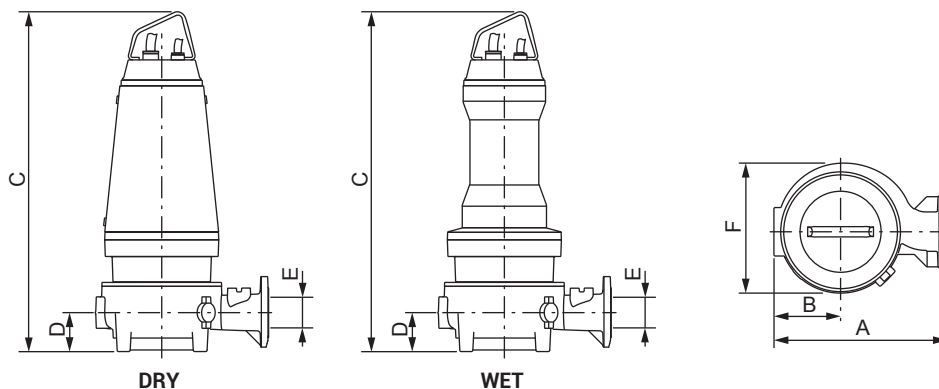
Free passage: 80 mm
 Discharge: DN100 - PN10-16 EN 1092-2
 Suction: DN150



Motor

Type	~	V	Start	A	cos φ	P1 (kW)	P2 (kW)	η mot. %	Efficiency class
15/4 A	3	230/400/460	Y Δ	48.9/28.1/24.4	0.83	16.1	15.0	93.0	IE3

Overall dimensions and weight

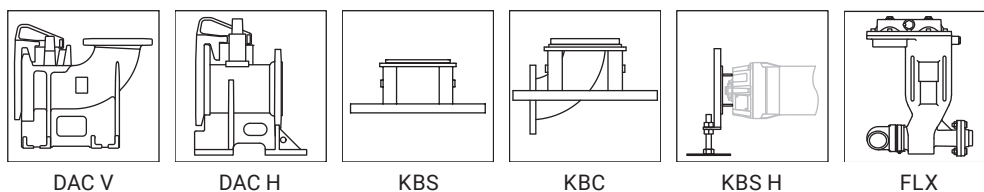


	A	B	C mm		D	E	F	Kg	
	mm	mm	WET	DRY	mm	mm	mm	WET	DRY (*)
ZUG OC 100A 15/4 AW (D)	548	208	1166	1166	124	100	414	325.9	372.9

(*) Weight for the DRY version includes cooling fluid

W: WET version (submerged operation - S1 duty type) / **D: DRY version** (dry operation - S1 duty type)

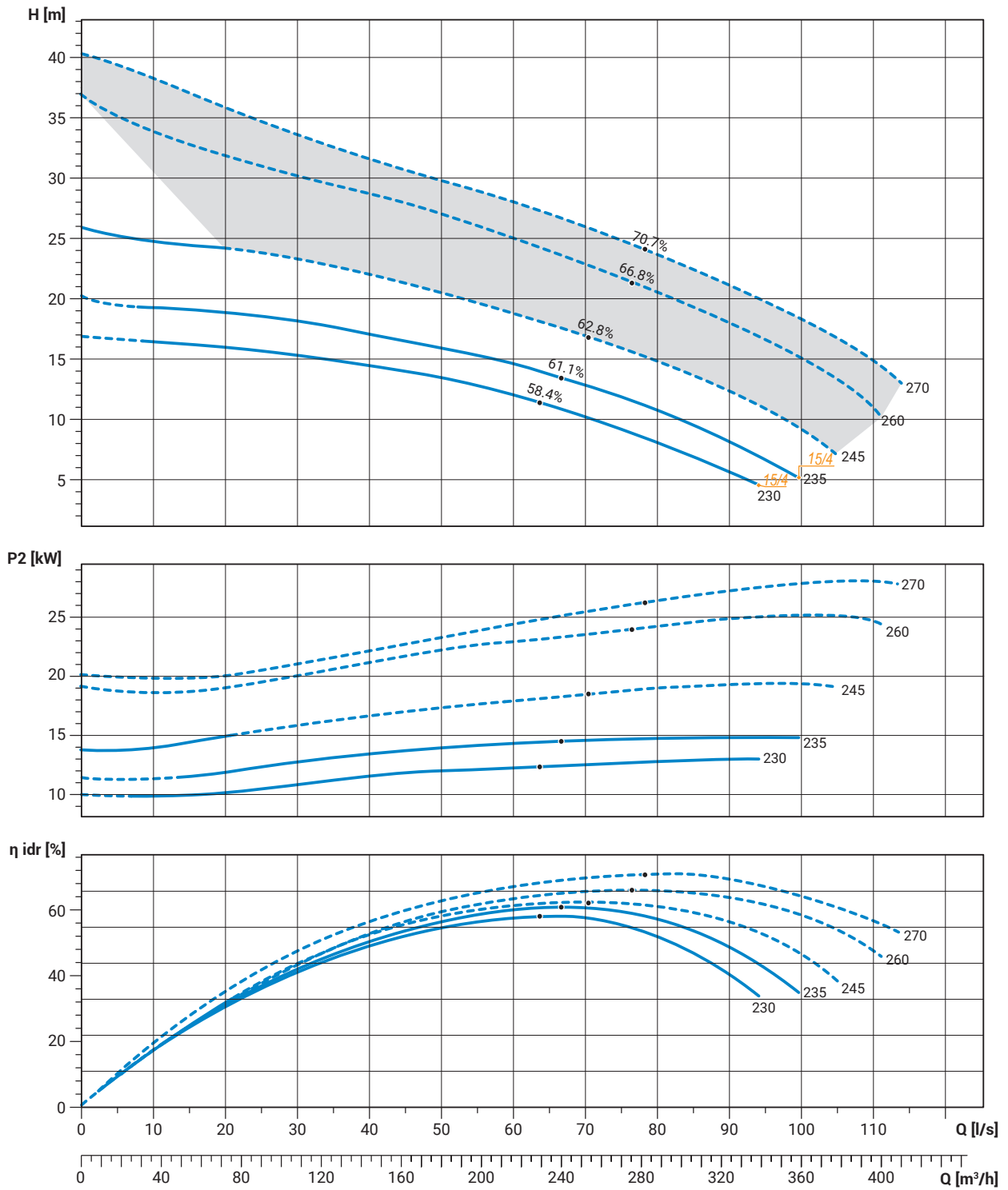
Available accessories



The data provided are not binding. Zenit reserves the right to modify any product without notice.

ZUG OC 100A

Performances



Characteristic curves according to UNI EN ISO 9906

ZUG OC 100B

7.5 ÷ 13 kW - 6 poles

Hydraulics

Open channel impeller

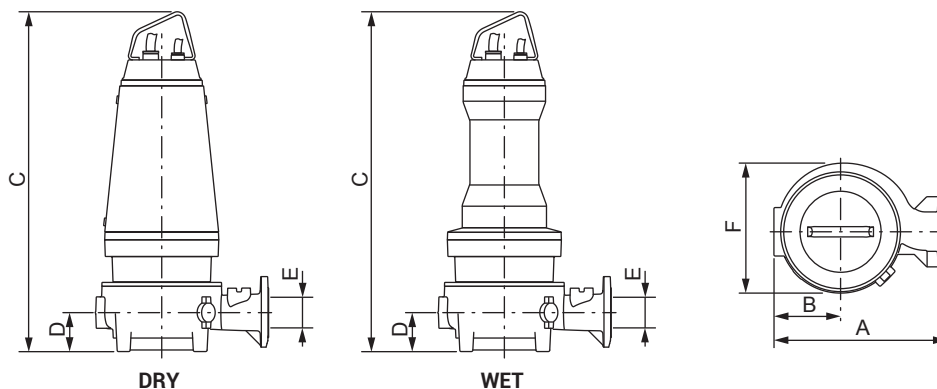
Free passage: 80 mm
 Discharge: DN100 - PN10-16 EN 1092-2
 Suction: DN150



Motor

Type	~	V	Start	A	cos φ	P1 (kW)	P2 (kW)	η mot. %	Efficiency class
7.5/6 A	3	230/400/460	Y Δ	29.0/16.7/14.5	0.72	8.2	7.5	91.0	IE3
9/6 A	3	230/400/460	Y Δ	35.4/20.4/17.7	0.70	9.9	9.0	91.3	IE3
11/6 A	3	230/400/460	Y Δ	42.1/24.2/21.0	0.73	12.0	11.0	91.9	IE3
13/6 H	3	230/400/460	Y Δ	46.0/26.5/23.0	0.79	14.4	13.0	90.2	IE2

Overall dimensions and weight

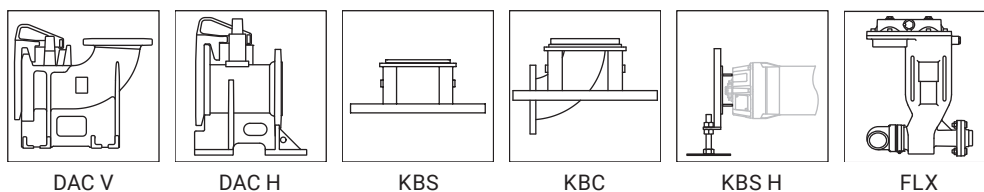


	A mm	B mm	C mm		D mm	E mm	F mm	Kg	
			WET	DRY				WET	DRY (*)
ZUG OC 100B 7.5/6 AW (D)	590	240	1169	1169	121	100	471	280.1	327.1
ZUG OC 100B 9/6 AW (D)	590	240	1169	1169	121	100	471	287.8	334.8
ZUG OC 100B 11/6 AW (D)	590	240	1169	1169	121	100	471	298.1	345.1
ZUG OC 100B 13/6 HW (D)	590	240	1169	1169	121	100	471	298.1	345.1

(*) Weight for the DRY version includes cooling fluid

W: WET version (submerged operation - S1 duty type) / **D: DRY version** (dry operation - S1 duty type)

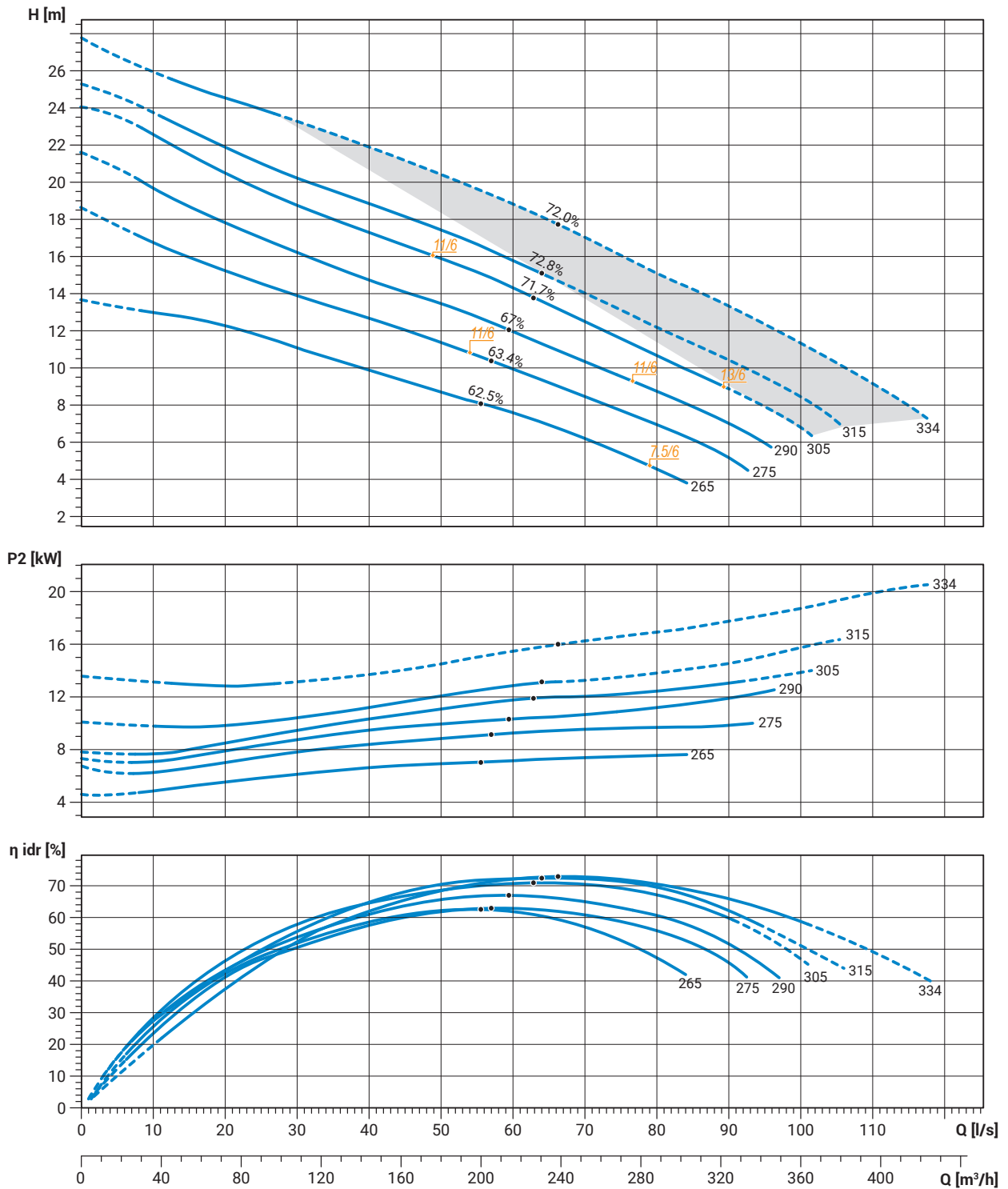
Available accessories



The data provided are not binding. Zenit reserves the right to modify any product without notice.

ZUG OC 100B

Performances



Characteristic curves according to UNI EN ISO 9906

ZUG OC 100E

7.5 ÷ 15 kW - 4 poles

Hydraulics

Open channel impeller

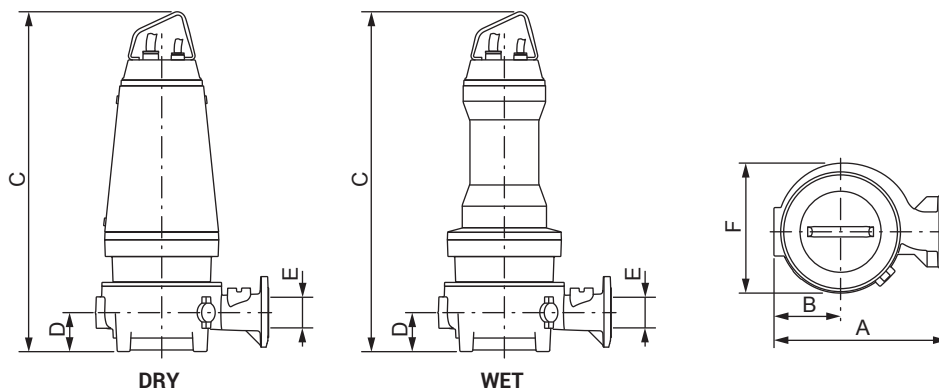
Free passage: 80 mm
 Discharge: DN100 - PN10-16 EN 1092-2
 Suction: DN150



Motor

Type	~	V	Start	A	cos φ	P1 (kW)	P2 (kW)	η mot. %	Efficiency class
7.5/4 A	3	230/400/460	Y Δ	25.6/14.8/12.8	0.80	8.2	7.5	91.7	IE3
9/4 A	3	230/400/460	Y Δ	32.7/18.8/16.3	0.76	9.8	9.0	91.7	IE3
11/4 A	3	230/400/460	Y Δ	37.6/21.6/18.8	0.80	11.9	11.0	92.4	IE3
15/4 A	3	230/400/460	Y Δ	48.9/28.1/24.4	0.83	16.1	15.0	93.0	IE3

Overall dimensions and weight

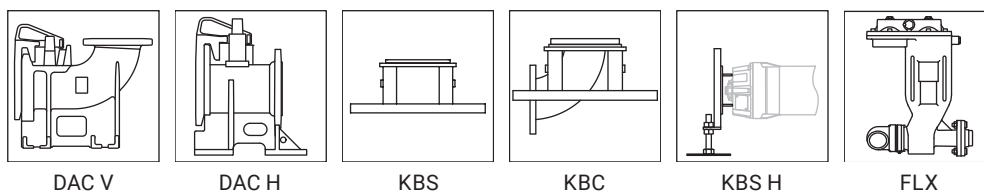


	A mm	B mm	C mm		D mm	E mm	F mm	Kg	
			WET	DRY				WET	DRY (*)
ZUG OC 100E 7.5/4 AW (D)	550	210	1025	1025	125	100	415	235.0	270.0
ZUG OC 100E 9/4 AW (D)	550	210	1120	1120	125	100	415	256.0	289.0
ZUG OC 100E 11/4 AW (D)	550	210	1165	1165	125	100	415	306.9	352.9
ZUG OC 100E 15/4 AW (D)	550	210	1115	1165	125	100	415	320.9	367.9

(*) Weight for the DRY version includes cooling fluid

W: WET version (submerged operation - S1 duty type) / **D: DRY version** (dry operation - S1 duty type)

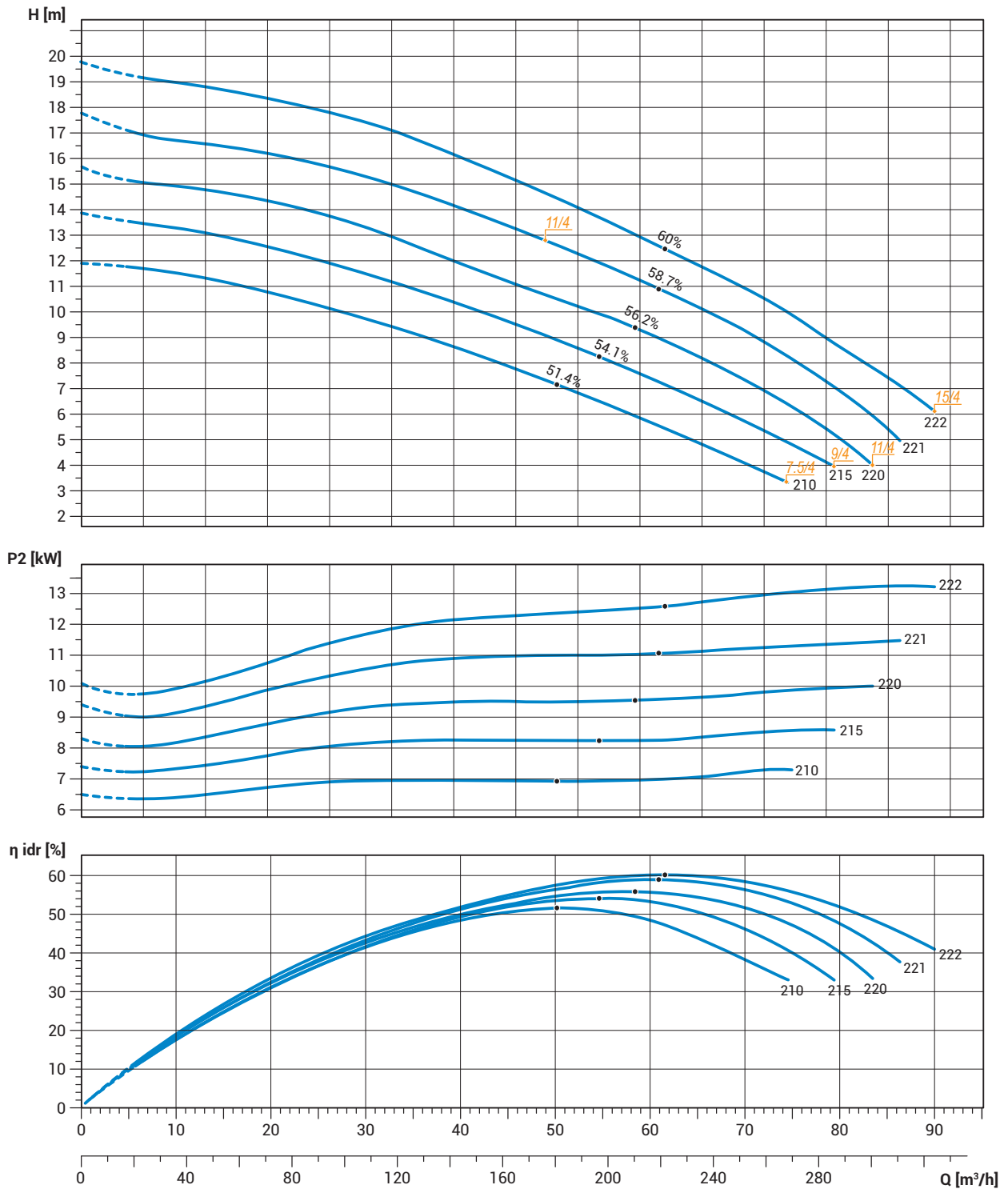
Available accessories



The data provided are not binding. Zenit reserves the right to modify any product without notice.

ZUG OC 100E

Performances



Characteristic curves according to UNI EN ISO 9906

ZUG OC 100F

30 ÷ 37 kW - 2 poles

Hydraulics

Open channel impeller

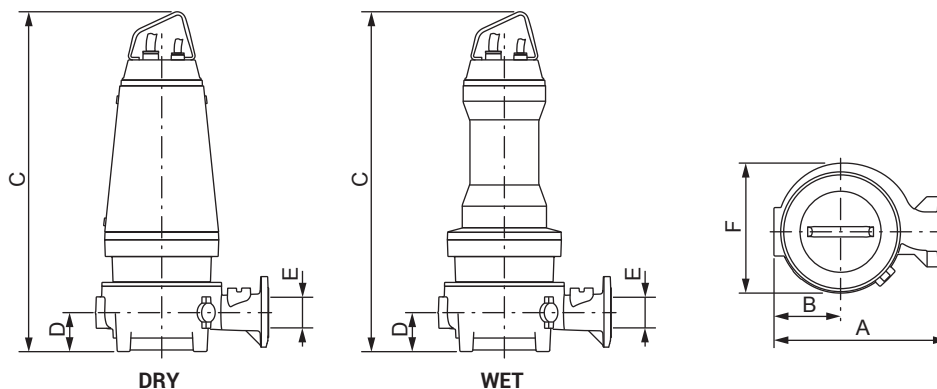
Free passage: 45 mm
 Discharge: DN100 - PN10-16 EN 1092-2
 Suction: DN150



Motor

Type	~	V	Start	A	cos φ	P1 (kW)	P2 (kW)	η mot. %	Efficiency class
30/2 A	3	230/400/460	Y Δ	90.2/51.9/45.1	0.90	32.5	30.0	92.4	IE3
37/2 H	3	230/400/460	Y Δ	110.2/63.4/55.1	0.90	40.0	37.0	92.4	IE2

Overall dimensions and weight

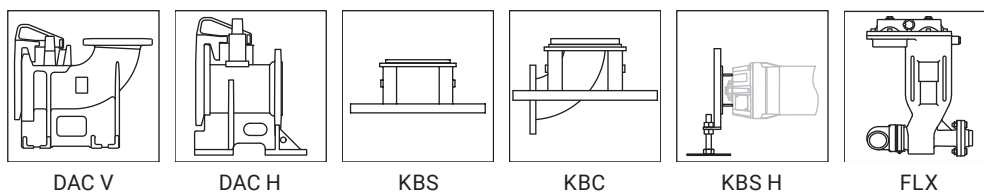


	A mm	B mm	C mm		D mm	E mm	F mm	Kg	
			WET	DRY				WET	DRY (*)
ZUG OC 100F 30/2 AW (D)	602	208	1181	1181	124	100	413	351.8	398.8
ZUG OC 100F 37/2 HW (D)	602	208	1181	1181	124	100	413	351.8	398.8

(*) Weight for the DRY version includes cooling fluid

W: WET version (submerged operation - S1 duty type) / **D: DRY version** (dry operation - S1 duty type)

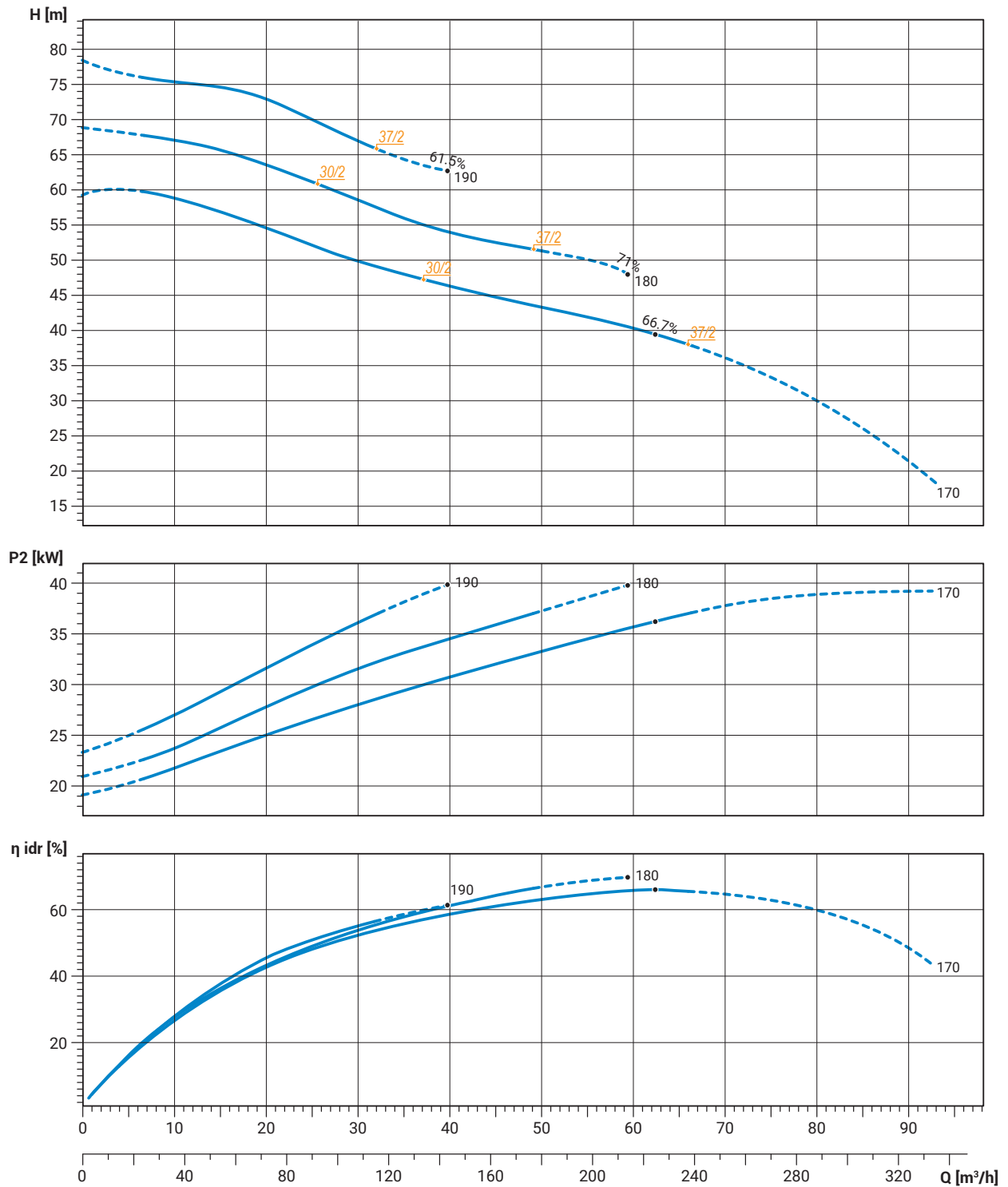
Available accessories



The data provided are not binding. Zenit reserves the right to modify any product without notice.

ZUG OC 100F

Performances



Characteristic curves according to UNI EN ISO 9906

ZUG OC 100F

4 ÷ 15 kW - 4 poles

Hydraulics

Open channel impeller

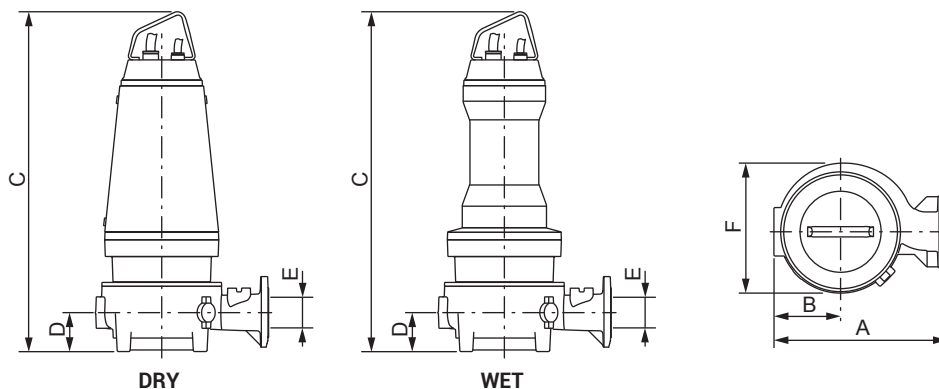
Free passage: 45 mm
 Discharge: DN100 - PN10-16 EN 1092-2
 Suction: DN150



Motor

Type	~	V	Start	A	cos φ	P1 (kW)	P2 (kW)	η mot. %	Efficiency class
4/4 A	3	230/400/460	Y Δ	14.8/8.5/7.4	0.76	4.5	4.0	89.5	IE3
5.5/4 A	3	230/400/460	Y Δ	19.8/11.4/9.9	0.76	6.0	5.5	91.7	IE3
7.5/4 A	3	230/400/460	Y Δ	25.6/14.8/12.8	0.80	8.2	7.5	91.7	IE3
9/4 A	3	230/400/460	Y Δ	32.7/18.8/16.3	0.76	9.8	9.0	91.7	IE3
11/4 A	3	230/400/460	Y Δ	37.6/21.6/18.8	0.80	11.9	11.0	92.4	IE3
15/4 A	3	230/400/460	Y Δ	48.9/28.1/24.4	0.83	16.1	15.0	93.0	IE3

Overall dimensions and weight

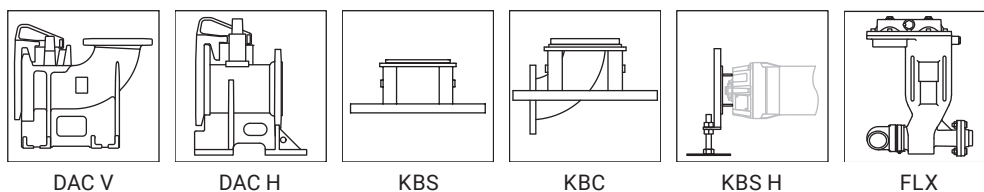


	A mm	B mm	C mm		D mm	E mm	F mm	Kg	
			WET	DRY				WET	DRY (*)
ZUG OC 100F 4/4 AW (D)	602	208	964	1040	124	100	407	225.0	294.0
ZUG OC 100F 5.5/4 AW (D)	602	208	964	1040	124	100	407	229.0	298.0
ZUG OC 100F 7.5/4 AW (D)	602	208	1040	1040	124	100	407	261.3	296.3
ZUG OC 100F 9/4 AW (D)	602	208	1130	1130	124	100	407	282.3	315.3
ZUG OC 100F 11/4 AW (D)	602	208	1181	1181	124	100	413	332.2	379.2
ZUG OC 100F 15/4 AW (D)	602	208	1181	1181	124	100	413	347.2	394.2

(*) Weight for the DRY version includes cooling fluid

W: WET version (submerged operation - S1 duty type) / **D: DRY version** (dry operation - S1 duty type)

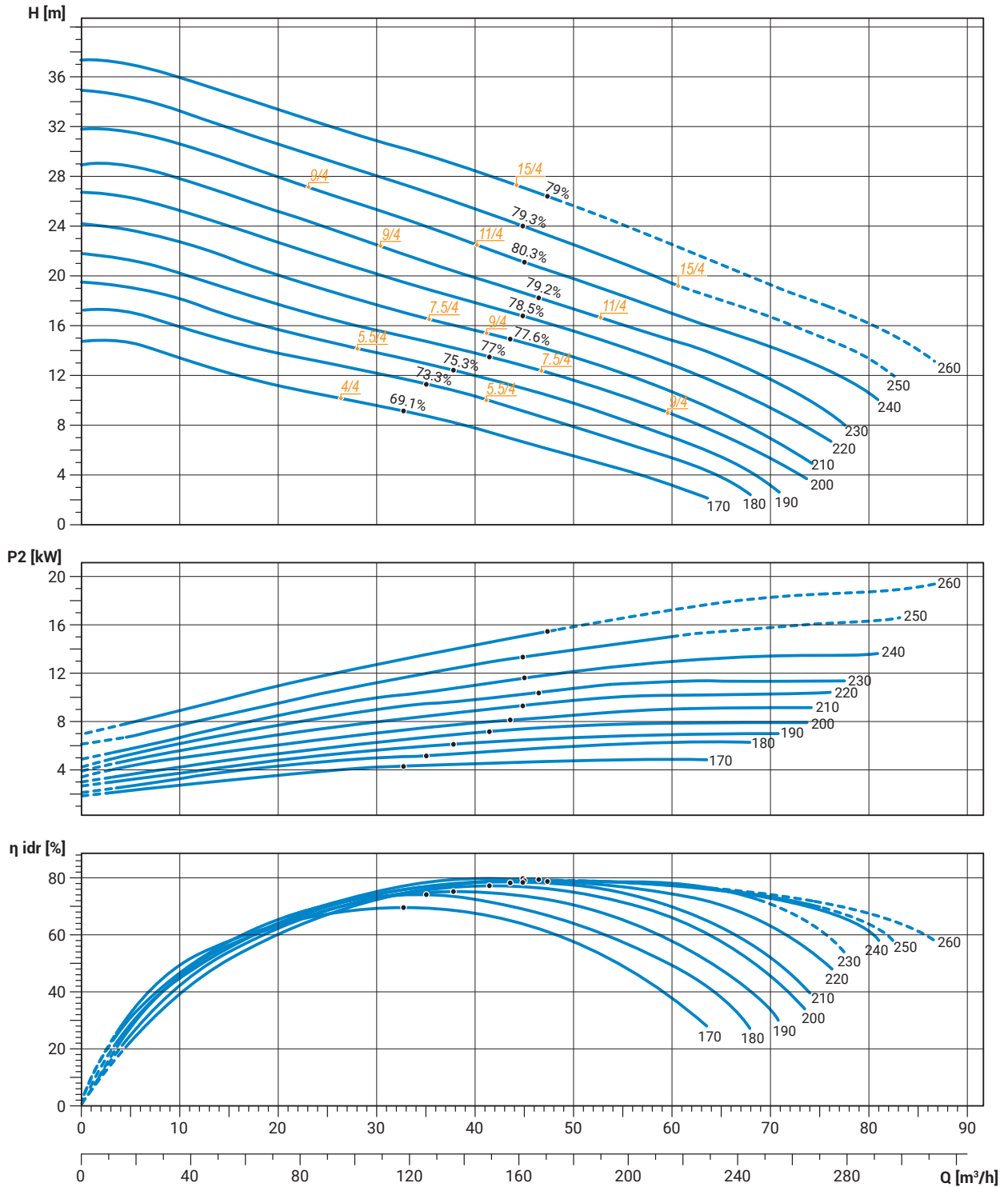
Available accessories



The data provided are not binding. Zenit reserves the right to modify any product without notice.

ZUG OC 100F

Performances



Characteristic curves according to UNI EN ISO 9906

ZUG OC 100J

30 ÷ 37 kW - 2 poles

Hydraulics

Open channel impeller

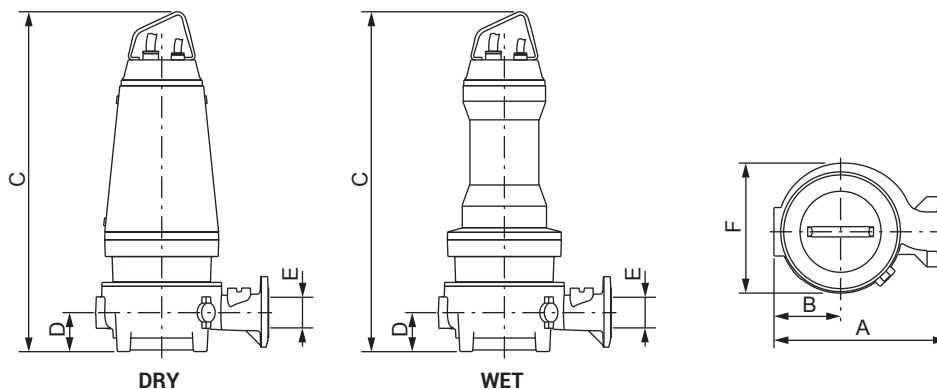
Free passage: 65 mm
 Discharge: DN100 - PN10-16 EN 1092-2
 Suction: DN100



Motor

Type	~	V	Start	A	cos φ	P1 (kW)	P2 (kW)	η mot. %	Efficiency class
30/2 A	3	230/400/460	Y Δ	90.2/51.9/45.1	0.90	32.5	30.0	92.4	IE3
37/2 H	3	230/400/460	Y Δ	110.2/63.4/55.1	0.90	40.0	37.0	92.4	IE2

Overall dimensions and weight

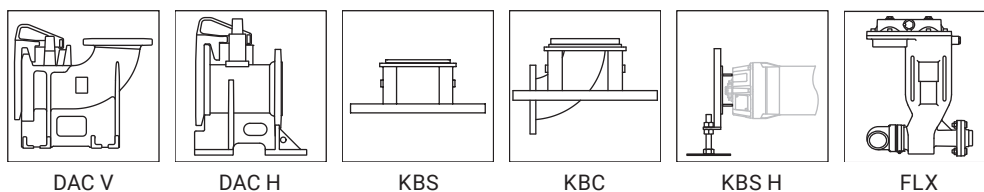


	A mm	B mm	C mm		D mm	E mm	F mm	Kg	
			WET	DRY				WET	DRY (*)
ZUG OC 100J 30/2 AW (D)	602	208	1181	1181	124	100	413	333.8	380.8
ZUG OC 100J 37/2 AW (D)	602	208	1181	1181	124	100	413	333.8	380.8

(*) Weight for the DRY version includes cooling fluid

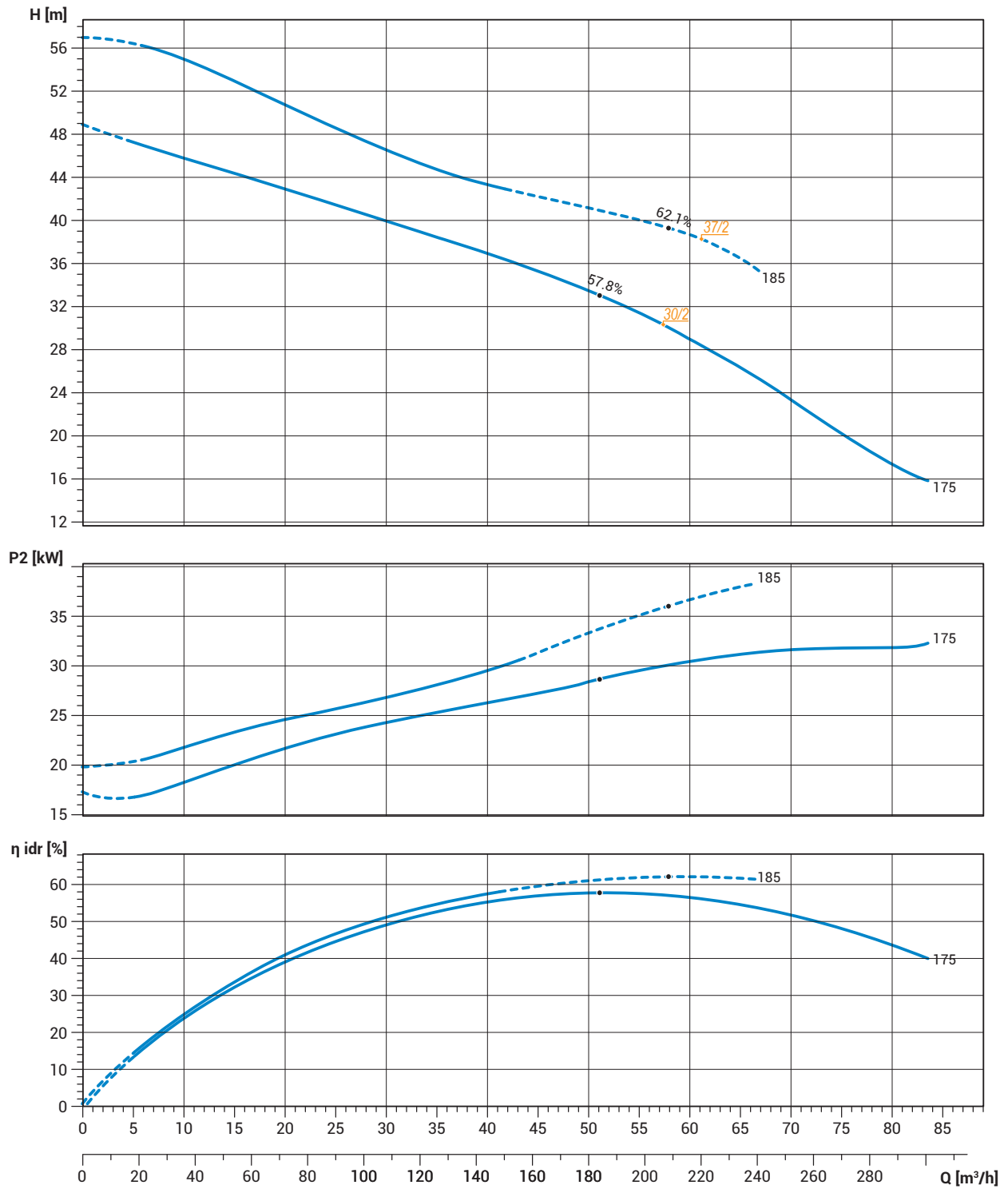
W: WET version (submerged operation - S1 duty type) / **D: DRY version** (dry operation - S1 duty type)

Available accessories



ZUG OC 100J

Performances



Characteristic curves according to UNI EN ISO 9906

ZUG OC 100J

3 ÷ 11 kW - 4 poles

Hydraulics

Open channel impeller

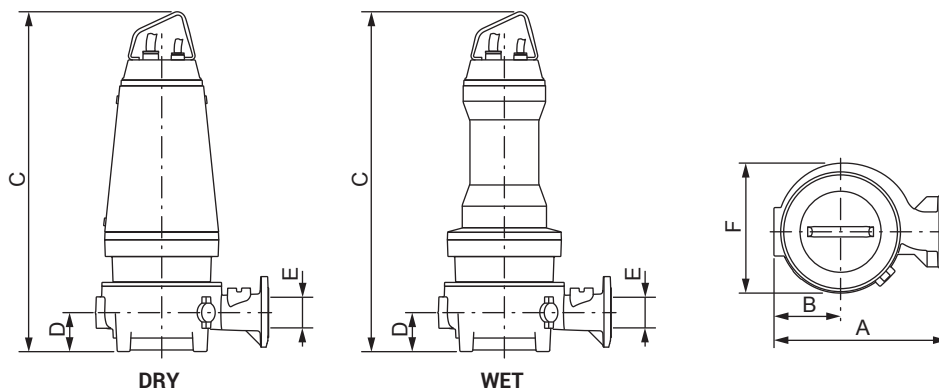
Free passage: 65 mm
 Discharge: DN100 - PN10-16 EN 1092-2
 Suction: DN100



Motor

Type	~	V	Start	A	cos φ	P1 (kW)	P2 (kW)	η mot. %	Efficiency class
3/4 A	3	230/400/460	Y Δ	11.6/6.7/5.8	0.73	3.5	3.0	89.5	IE3
4/4 A	3	230/400/460	Y Δ	14.8/8.5/7.4	0.76	4.5	4.0	89.5	IE3
5.5/4 A	3	230/400/460	Y Δ	19.8/11.4/9.9	0.76	6.0	5.5	91.7	IE3
7.5/4 A	3	230/400/460	Y Δ	25.6/14.8/12.8	0.80	8.2	7.5	91.7	IE3
9/4 A	3	230/400/460	Y Δ	32.7/18.8/16.3	0.76	9.8	9.0	91.7	IE3
11/4 A	3	230/400/460	Y Δ	37.6/21.6/18.8	0.80	11.9	11.0	92.4	IE3

Overall dimensions and weight

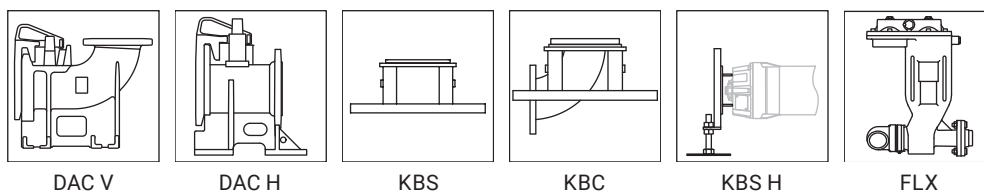


	A mm	B mm	C mm		D mm	E mm	F mm	Kg	
			WET	DRY				WET	DRY (*)
ZUG OC 100J 3/4 AW	602	208	863	-	124	100	407	173.0	-
ZUG OC 100J 4/4 AW (D)	602	208	964	1039	124	100	407	207.0	276.0
ZUG OC 100J 5.5/4 AW (D)	602	208	964	1039	124	100	407	211.0	280.0
ZUG OC 100J 7.5/4 AW (D)	602	208	1039	1039	124	100	407	243.3	278.3
ZUG OC 100J 9/4 AW (D)	602	208	1130	1130	124	100	407	264.3	297.3
ZUG OC 100J 11/4 AW (D)	602	208	1181	1181	124	100	413	315.2	361.2

(*) Weight for the DRY version includes cooling fluid

W: WET version (submerged operation - S1 duty type) / D: DRY version (dry operation - S1 duty type)

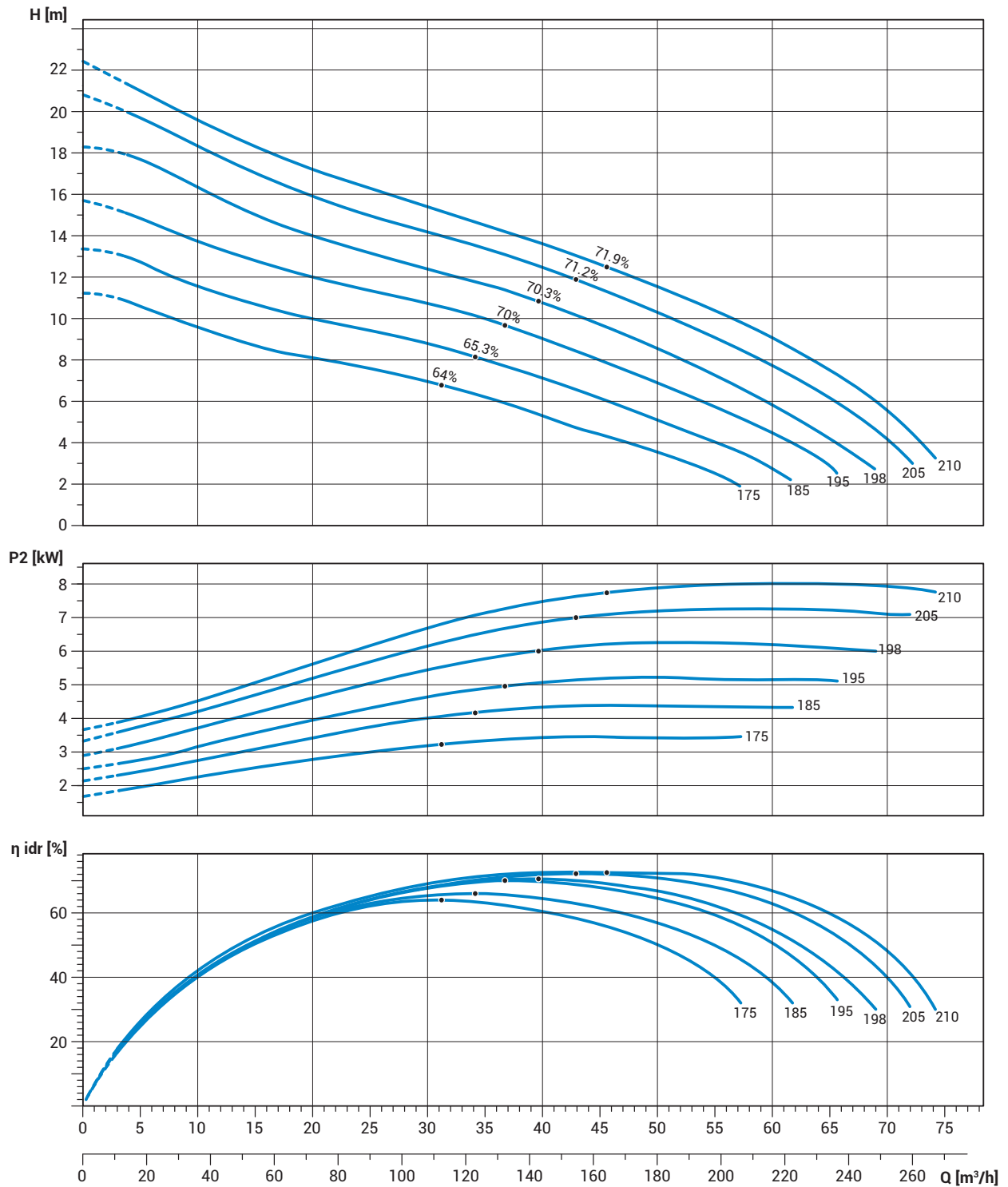
Available accessories



The data provided are not binding. Zenit reserves the right to modify any product without notice.

ZUG OC 100J

Performances



Characteristic curves according to UNI EN ISO 9906

ZUG OC 100K

7.5 ÷ 11 kW - 2 poles

Hydraulics

Open channel impeller

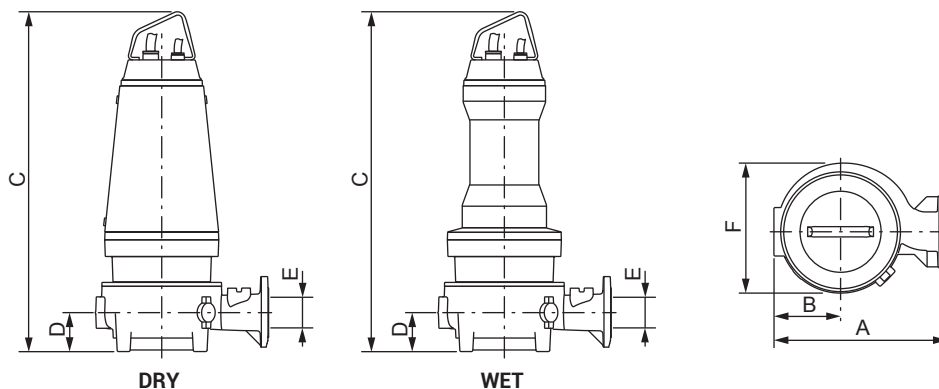
Free passage: 65 x 60 mm
 Discharge: DN100 - PN10-16 EN 1092-2
 Suction: DN150



Motor

Type	~	V	Start	A	cos φ	P1 (kW)	P2 (kW)	η mot. %	Efficiency class
7.5/2 B	3	230/400/460	Y Δ	24.8/14.2/12.4	0.84	8.3	7.5	90.2	IE3
9/2 B	3	230/400/460	Y Δ	29.3/16.8/14.6	0.85	9.9	9.0	91.0	IE3
11/2 B	3	230/400/460	Y Δ	36.8/21.2/18.4	0.82	12.1	11.0	91.1	IE3

Overall dimensions and weight

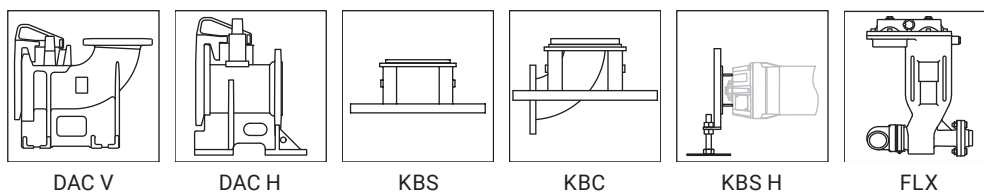


	A mm	B mm	C mm		D mm	E mm	F mm	Kg	
			WET	DRY				WET	DRY (*)
ZUG OC 100K 7.5/2 BW	413	160	854	-	103	100	316	114.0	-
ZUG OC 100K 9/2 BW	413	160	854	-	103	100	316	117.0	-
ZUG OC 100K 11/2 BW	413	160	854	-	103	100	316	120.0	-

(*) Weight for the DRY version includes cooling fluid

W: WET version (submerged operation - S1 duty type) / **D: DRY version** (dry operation - S1 duty type)

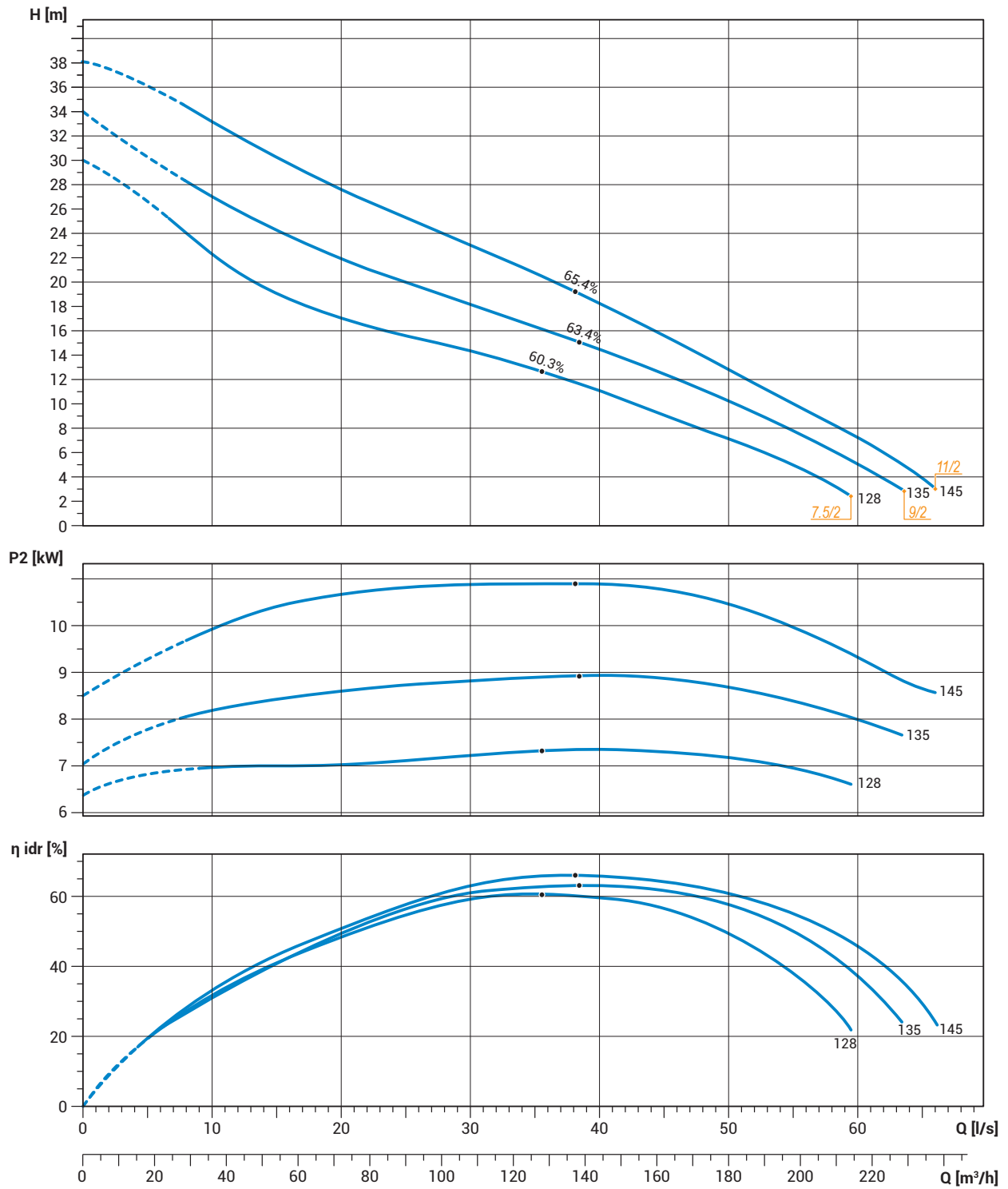
Available accessories



The data provided are not binding. Zenit reserves the right to modify any product without notice.

ZUG OC 100K

Performances



Characteristic curves according to UNI EN ISO 9906

ZUG OC 100K

1.1 ÷ 2.2 kW - 4 poles

Hydraulics

Open channel impeller

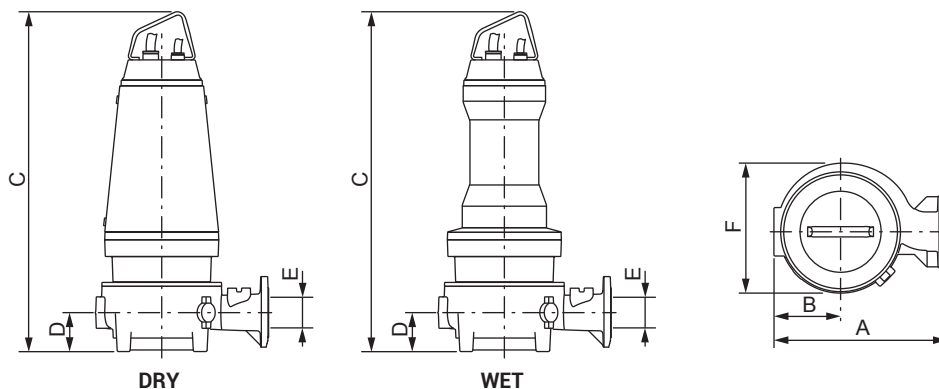
Free passage: 65 x 60 mm
 Discharge: DN100 - PN10-16 EN 1092-2
 Suction: DN150



Motor

Type	~	V	Start	A	cos φ	P1 (kW)	P2 (kW)	η mot. %	Efficiency class
1.1/4 B	3	230/400/460	Y Δ	4.8/2.7/2.4	0.67	1.3	1.1	86.5	IE3
1.5/4 B	3	230/400/460	Y Δ	6.6/1.7/3.3	0.66	3.8	1.5	86.5	IE3
2.2/4 B	3	230/400/460	Y Δ	8.2/4.7/4.1	0.75	2.5	2.2	89.5	IE3

Overall dimensions and weight

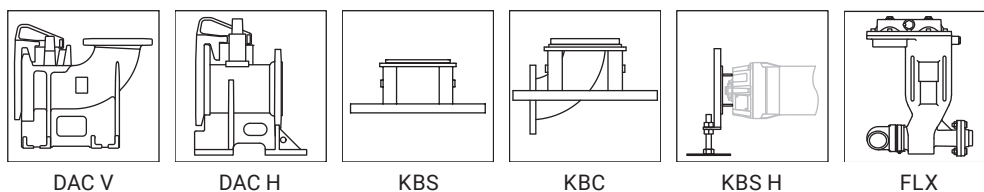


	A mm	B mm	C mm		D mm	E mm	F mm	Kg	
			WET	DRY				WET	DRY (*)
ZUG OC 100K 1.1/4 BW	413	160	652	-	103	100	316	55.0	-
ZUG OC 100K 1.5/4 BW	413	160	652	-	103	100	316	56.0	-
ZUG OC 100K 2.2/4 BW	413	160	711	-	103	100	316	79.0	-

(*) Weight for the DRY version includes cooling fluid

W: WET version (submerged operation - S1 duty type) / **D: DRY version** (dry operation - S1 duty type)

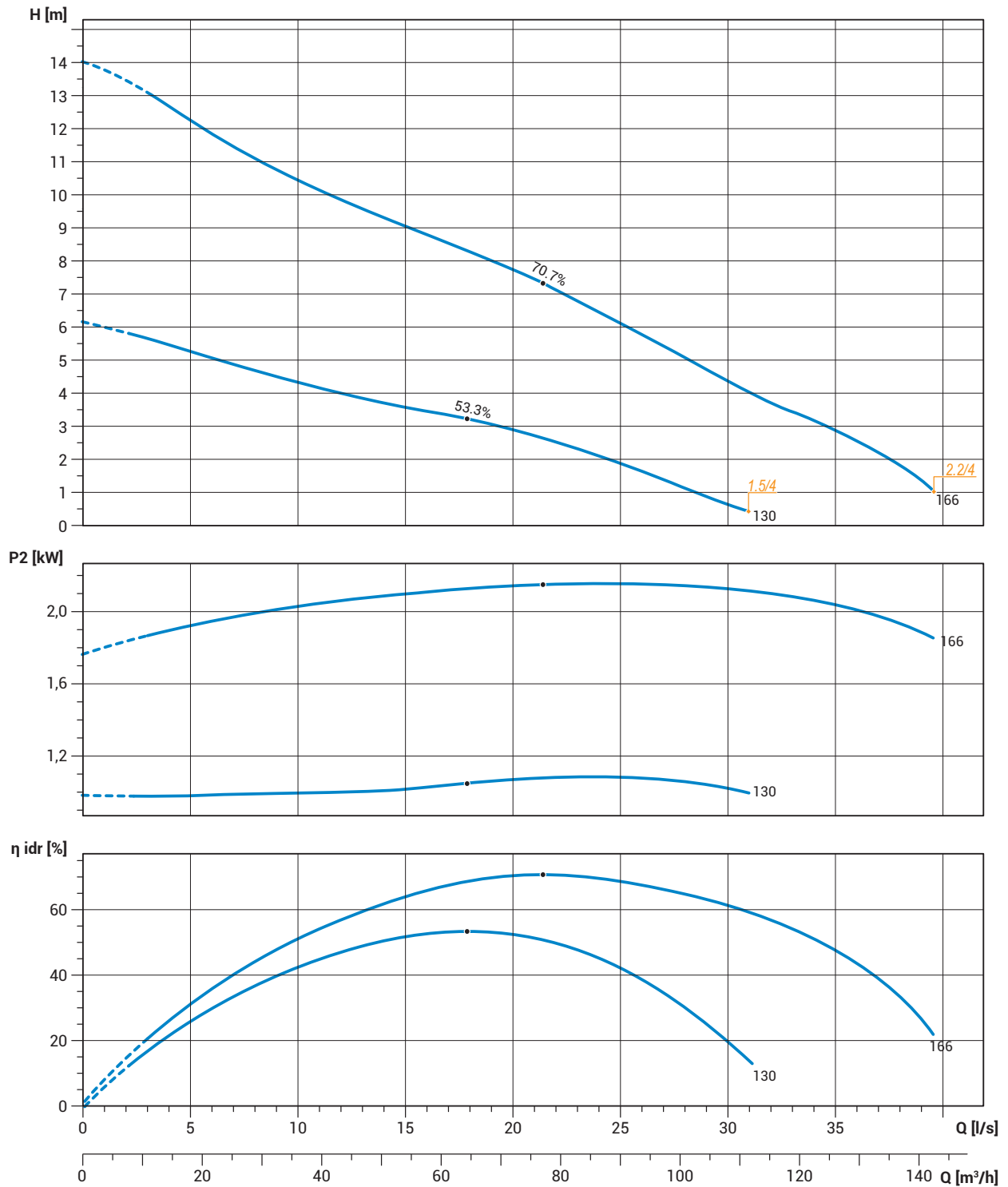
Available accessories



The data provided are not binding. Zenit reserves the right to modify any product without notice.

ZUG OC 100K

Performances



Characteristic curves according to UNI EN ISO 9906

ZUG OC 100L

7.5 ÷ 15 kW - 4 poles

Hydraulics

Open channel impeller

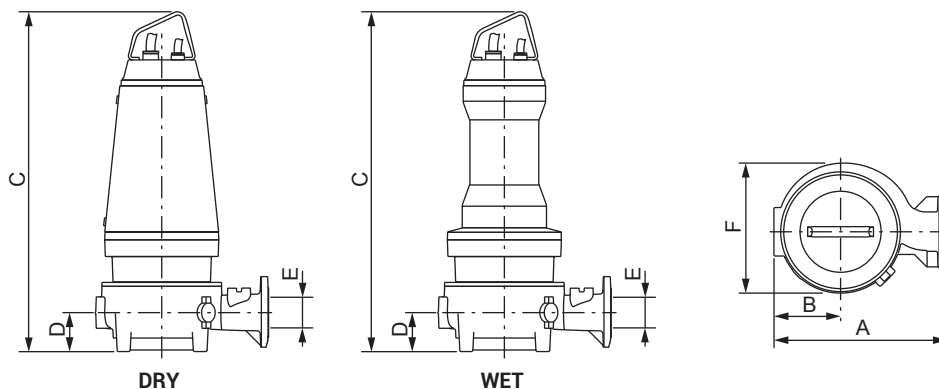
Free passage: 60 mm
 Discharge: DN100 - PN10-16 EN 1092-2
 Suction: DN100



Motor

Type	~	V	Start	A	cos φ	P1 (kW)	P2 (kW)	η mot. %	Efficiency class
7.5/4 A	3	230/400/460	Y Δ	25.6/14.8/12.8	0.80	8.2	7.5	91.7	IE3
9/4 A	3	230/400/460	Y Δ	32.7/18.8/16.3	0.76	9.8	9.0	91.7	IE3
11/4 A	3	230/400/460	Y Δ	37.6/21.6/18.8	0.80	11.9	11.0	92.4	IE3
15/4 A	3	230/400/460	Y Δ	48.9/28.1/24.4	0.83	16.1	15.0	93.0	IE3

Overall dimensions and weight

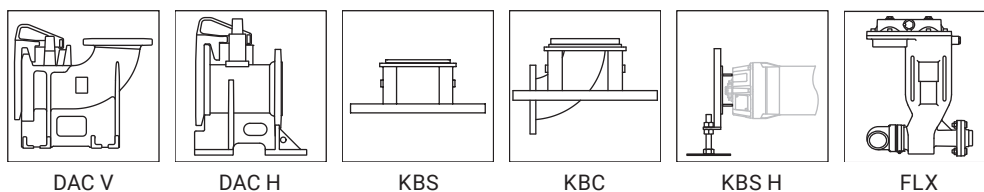


	A mm	B mm	C mm		D mm	E mm	F mm	Kg	
			WET	DRY				WET	DRY (*)
ZUG OC 100L 7.5/4 AW (D)	548	208	1025	1115	124	100	414	235.3	270.3
ZUG OC 100L 9/4 AW (D)	548	208	1115	1115	124	100	414	256.3	289.3
ZUG OC 100L 11/4 AW (D)	548	208	1166	1166	124	100	414	307.2	353.2
ZUG OC 100L 15/4 AW (D)	548	208	1166	1166	124	100	414	321.2	368.2

(*) Weight for the DRY version includes cooling fluid

W: WET version (submerged operation - S1 duty type) / **D: DRY version** (dry operation - S1 duty type)

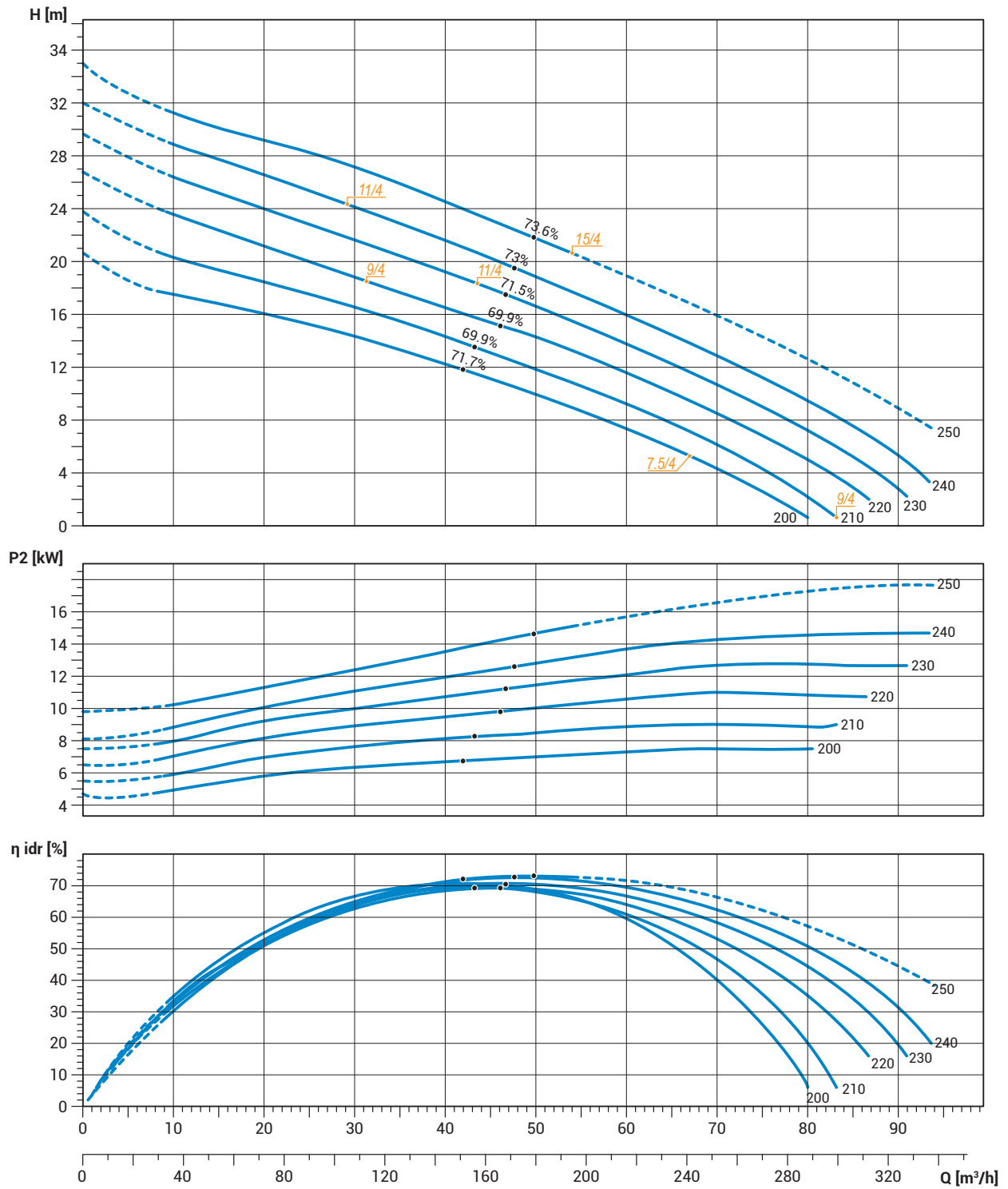
Available accessories



The data provided are not binding. Zenit reserves the right to modify any product without notice.

ZUG OC 100L

Performances



Characteristic curves according to UNI EN ISO 9906

ZUG OC 150A

15 kW - 4 poles

Hydraulics

Open channel impeller

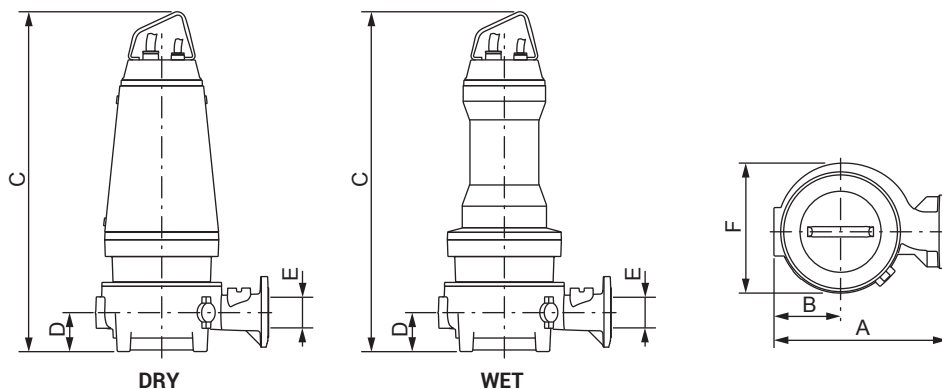
Free passage: 80 mm
 Discharge: DN150 - PN10-16 EN 1092-2
 Suction: DN150



Motor

Type	~	V	Start	A	cos φ	P1 (kW)	P2 (kW)	η mot. %	Efficiency class
15/4 A	3	230/400/460	Y Δ	48.9/28.1/24.4	0.83	16.1	15.0	93.0	IE3

Overall dimensions and weight



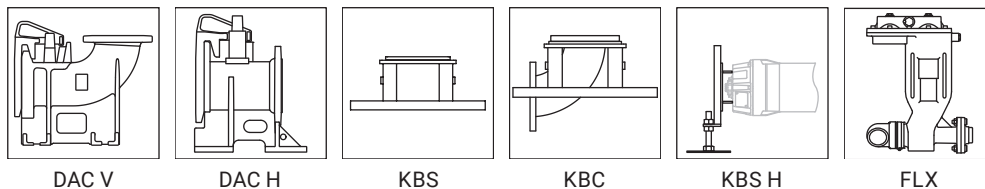
A		B		C mm		D		E		F		Kg	
mm	mm	WET	DRY	mm	mm	mm	mm	mm	mm	mm	mm	WET	DRY (*)

ZUG OC 150A 15/4 AW (D)

(*) Weight for the DRY version includes cooling fluid

W: WET version (submerged operation - S1 duty type) / **D: DRY version** (dry operation - S1 duty type)

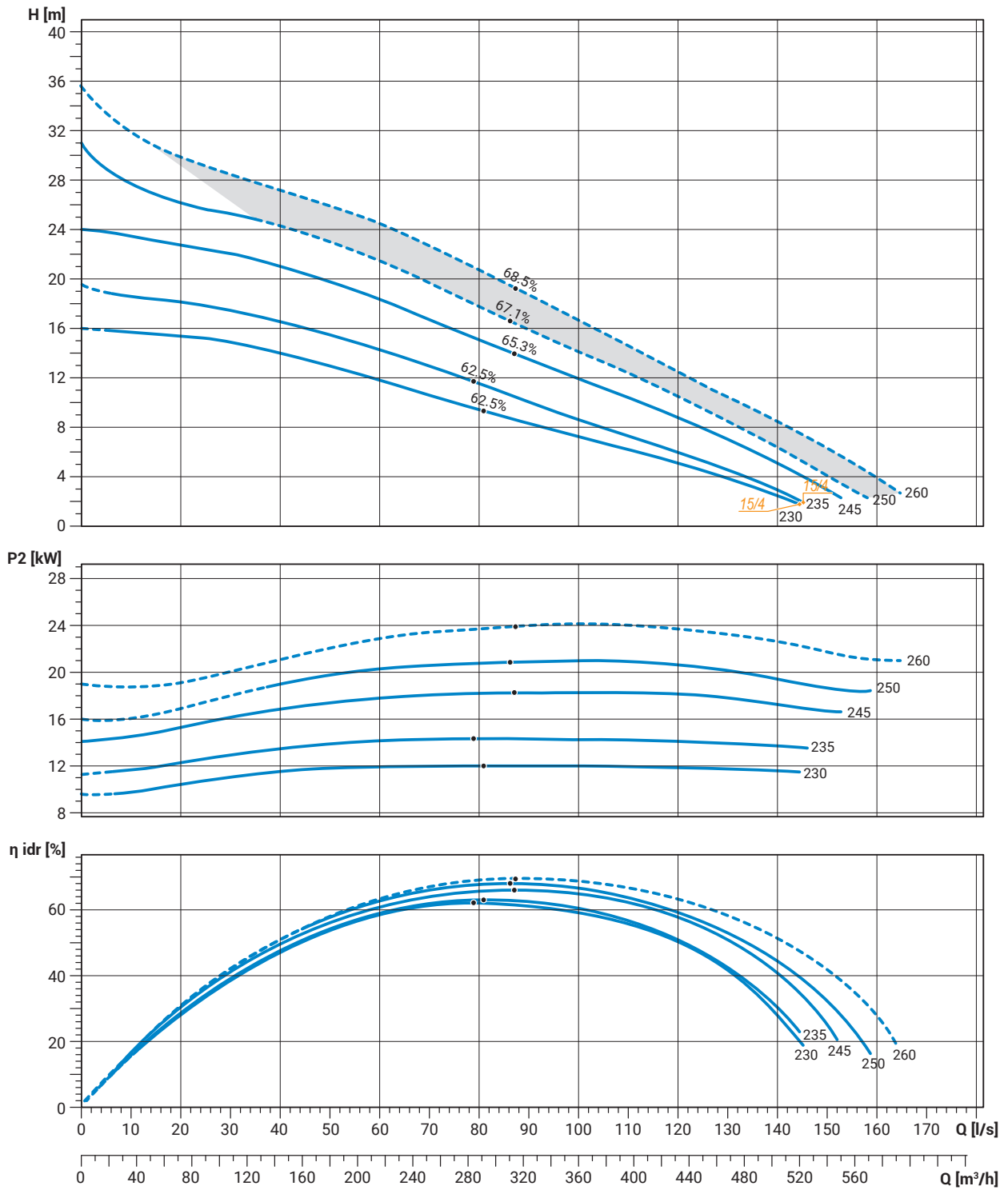
Available accessories



The data provided are not binding. Zenit reserves the right to modify any product without notice.

ZUG OC 150A

Performances



Characteristic curves according to UNI EN ISO 9906

ZUG OC 150D

5.5 ÷ 15 kW - 4 poles

Hydraulics

Open channel impeller

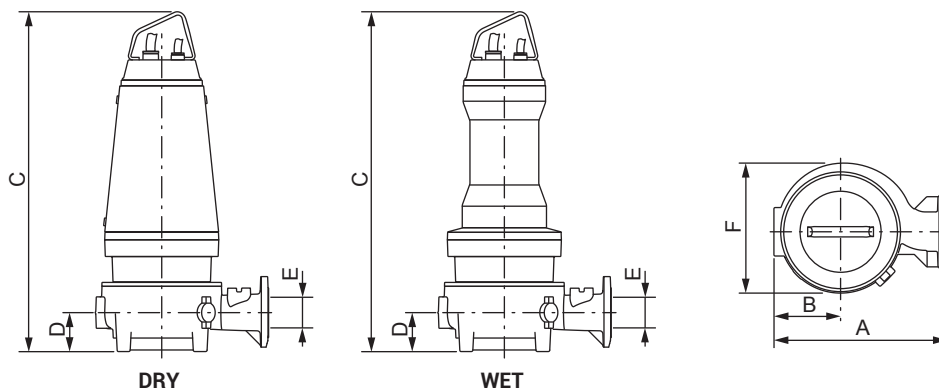
Free passage: 80 mm
 Discharge: DN150 - PN10-16 EN 1092-2
 Suction: DN150



Motor

Type	~	V	Start	A	cos φ	P1 (kW)	P2 (kW)	η mot. %	Efficiency class
5.5/4 A	3	230/400/460	Y Δ	19.8/11.4/9.9	0.76	6.0	5.5	91.7	IE3
7.5/4 A	3	230/400/460	Y Δ	25.6/14.8/12.8	0.80	8.2	7.5	91.7	IE3
9/4 A	3	230/400/460	Y Δ	32.7/18.8/16.3	0.76	9.8	9.0	91.7	IE3
11/4 A	3	230/400/460	Y Δ	37.6/21.6/18.8	0.80	11.9	11.0	92.4	IE3
15/4 A	3	230/400/460	Y Δ	48.9/28.1/24.4	0.83	16.1	15.0	93.0	IE3

Overall dimensions and weight

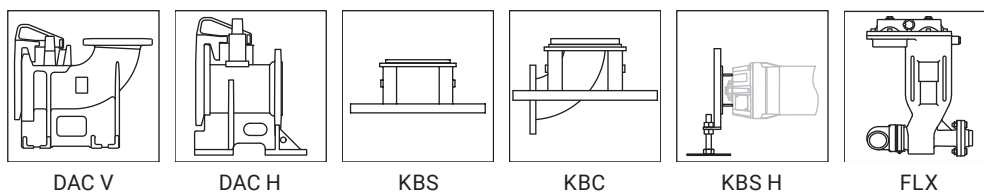


	A mm	B mm	C mm		D mm	E mm	F mm	Kg	
			WET	DRY				WET	DRY (*)
ZUG OC 150D 5.5/4 AW (D)	612	222	955	1031	130	150	448	251.4	284.4
ZUG OC 150D 7.5/4 AW (D)	612	222	1031	1031	130	150	448	247.7	282.7
ZUG OC 150D 9/4 AW (D)	612	222	1121	1172	130	150	448	268.7	301.7
ZUG OC 150D 11/4 AW (D)	612	222	1172	1172	130	150	448	319.6	365.6
ZUG OC 150D 15/4 AW (D)	612	222	1172	1172	130	150	448	333.6	380.6

(*) Weight for the DRY version includes cooling fluid

W: WET version (submerged operation - S1 duty type) / D: DRY version (dry operation - S1 duty type)

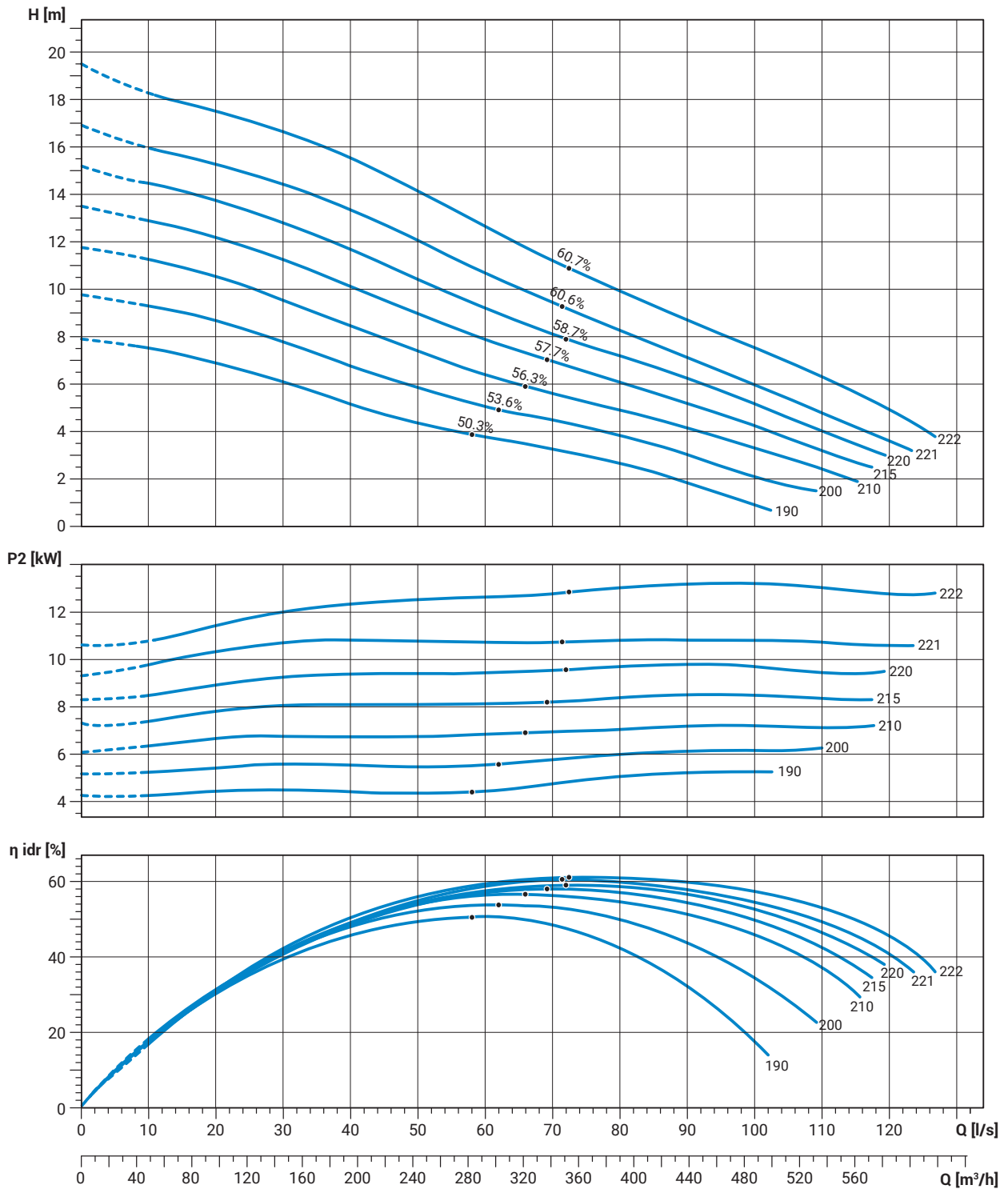
Available accessories



The data provided are not binding. Zenit reserves the right to modify any product without notice.

ZUG OC 150D

Performances



Characteristic curves according to UNI EN ISO 9906

ZUG OC 150F

9 ÷ 13 kW - 6 poles

Hydraulics

Open channel impeller

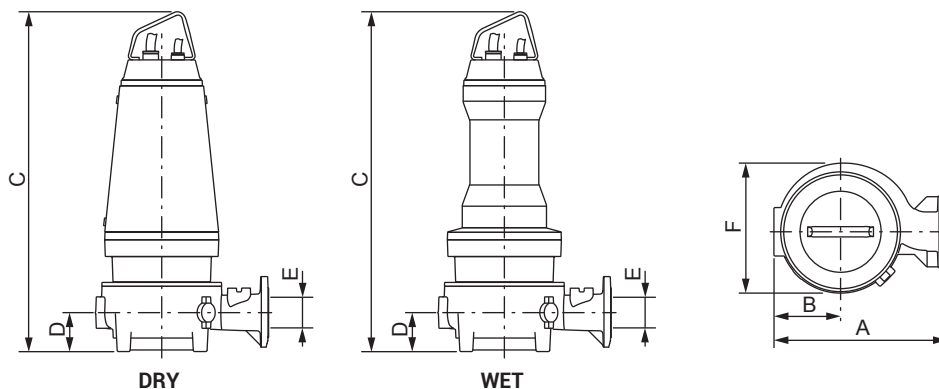
Free passage: 80 mm
 Discharge: DN150 - PN10-16 EN 1092-2
 Suction: DN200



Motor

Type	~	V	Start	A	cos φ	P1 (kW)	P2 (kW)	η mot. %	Efficiency class
9/6 A	3	230/400/460	Y Δ	35.4/20.4/17.7	0.70	9.9	9.0	91.3	IE3
11/6 A	3	230/400/460	Y Δ	42.1/24.2/21.0	0.73	12.0	11.0	91.9	IE3
13/6 H	3	230/400/460	Y Δ	46.0/26.5/23.0	0.79	14.4	13.0	90.2	IE2

Overall dimensions and weight

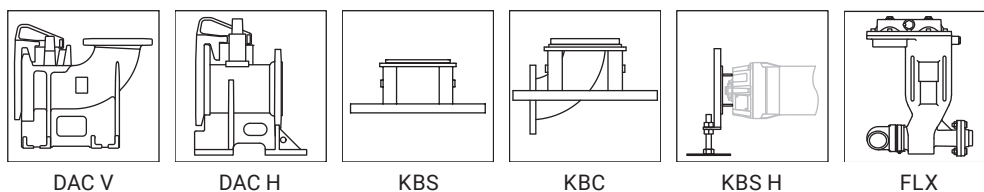


	A mm	B mm	C mm		D mm	E mm	F mm	Kg	
			WET	DRY				WET	DRY (*)
ZUG OC 150F 9/6 AW (D)	650	255	1235	1235	170	150	505	322.7	369.7
ZUG OC 150F 11/6 AW (D)	650	255	1235	1235	170	150	505	333.0	380.0
ZUG OC 150F 13/6 HW (D)	650	255	1235	1235	170	150	505	333.0	380.0

(*) Weight for the DRY version includes cooling fluid

W: WET version (submerged operation - S1 duty type) / **D: DRY version** (dry operation - S1 duty type)

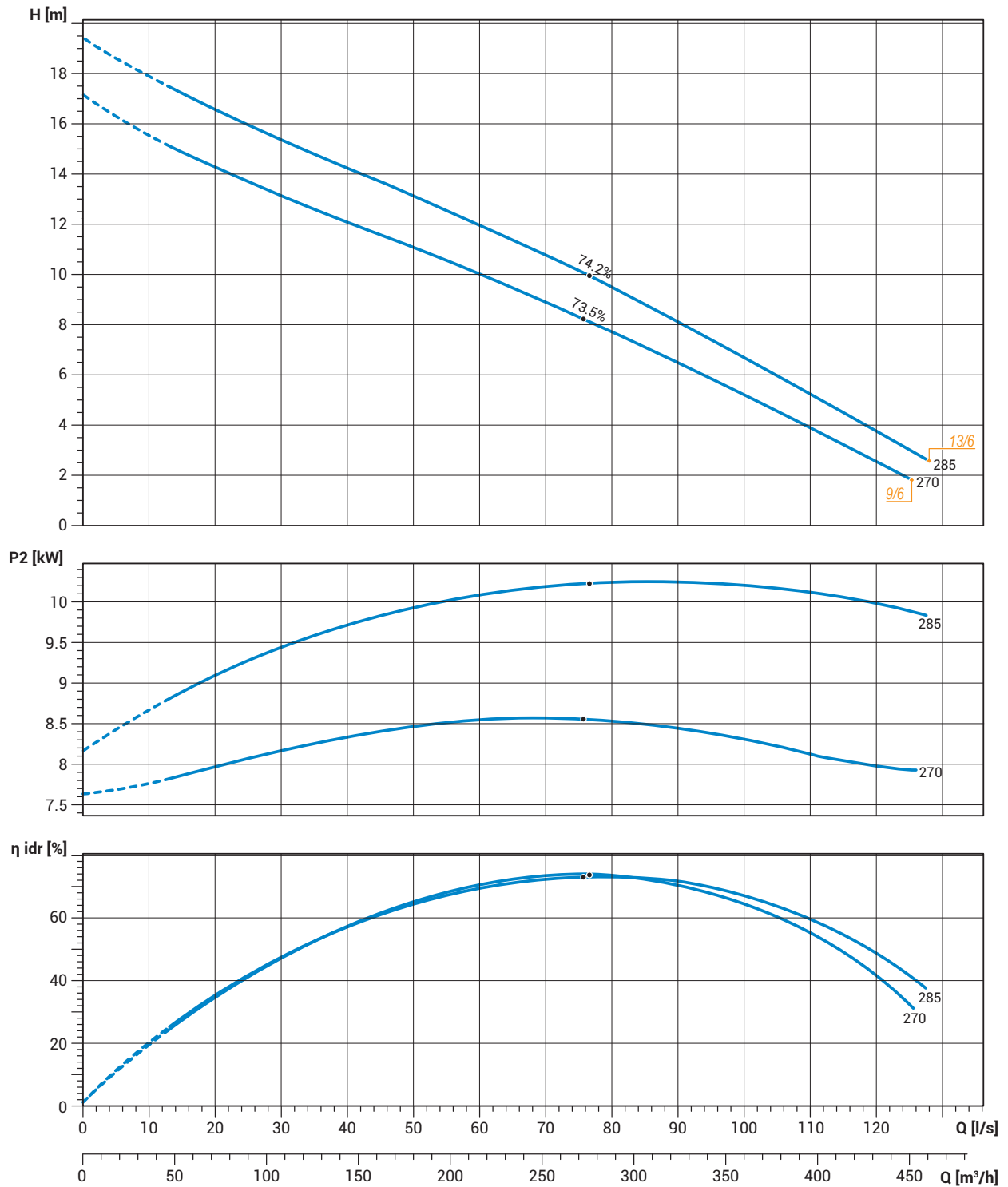
Available accessories



The data provided are not binding. Zenit reserves the right to modify any product without notice.

ZUG OC 150F

Performances



Characteristic curves according to UNI EN ISO 9906

ZUG OC 150N

7.5 ÷ 15 kW - 4 poles

Hydraulics

Open channel impeller

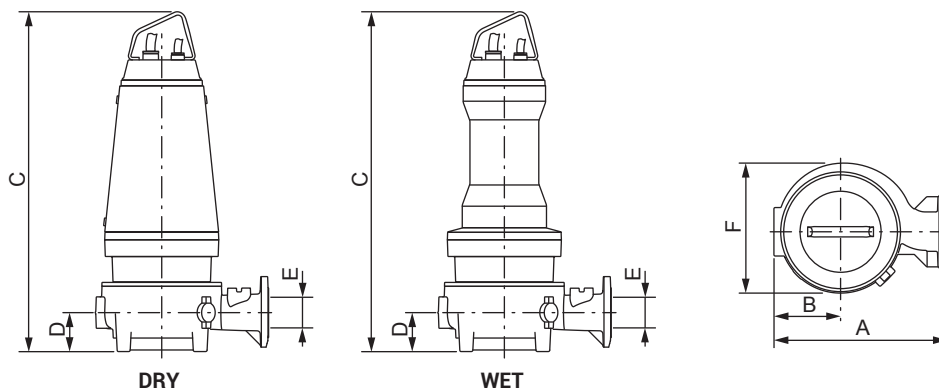
Free passage: 80 mm
 Discharge: DN150 - PN10-16 EN 1092-2
 Suction: DN150



Motor

Type	~	V	Start	A	cos φ	P1 (kW)	P2 (kW)	η mot. %	Efficiency class
7.5/4 A	3	230/400/460	Y Δ	25.6/14.8/12.8	0.80	8.2	7.5	91.7	IE3
9/4 A	3	230/400/460	Y Δ	32.7/18.8/16.3	0.76	9.8	9.0	91.7	IE3
11/4 A	3	230/400/460	Y Δ	37.6/21.6/18.8	0.80	11.9	11.0	92.4	IE3
15/4 A	3	230/400/460	Y Δ	48.9/28.1/24.4	0.83	16.1	15.0	93.0	IE3

Overall dimensions and weight

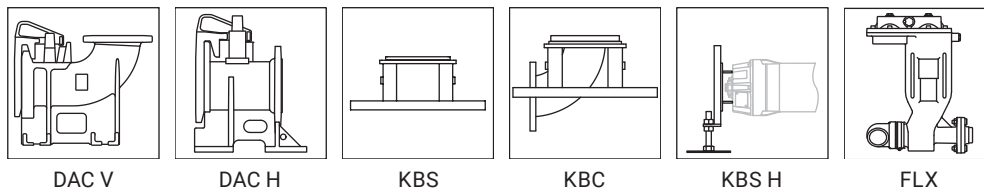


	A mm	B mm	C mm		D mm	E mm	F mm	Kg	
			WET	DRY				WET	DRY (*)
ZUG OC 150N 7.5/4 AW (D)	612	222	1032	1032	130	150	448	249.3	284.3
ZUG OC 150N 9/4 AW (D)	612	222	1032	1122	130	150	448	270.3	303.3
ZUG OC 150N 11/4 AW (D)	612	222	1175	1175	130	150	448	321.2	367.2
ZUG OC 150N 15/4 AW (D)	612	222	1175	1175	130	150	448	335.2	382.2

(*) Weight for the DRY version includes cooling fluid

W: WET version (submerged operation - S1 duty type) / **D: DRY version** (dry operation - S1 duty type)

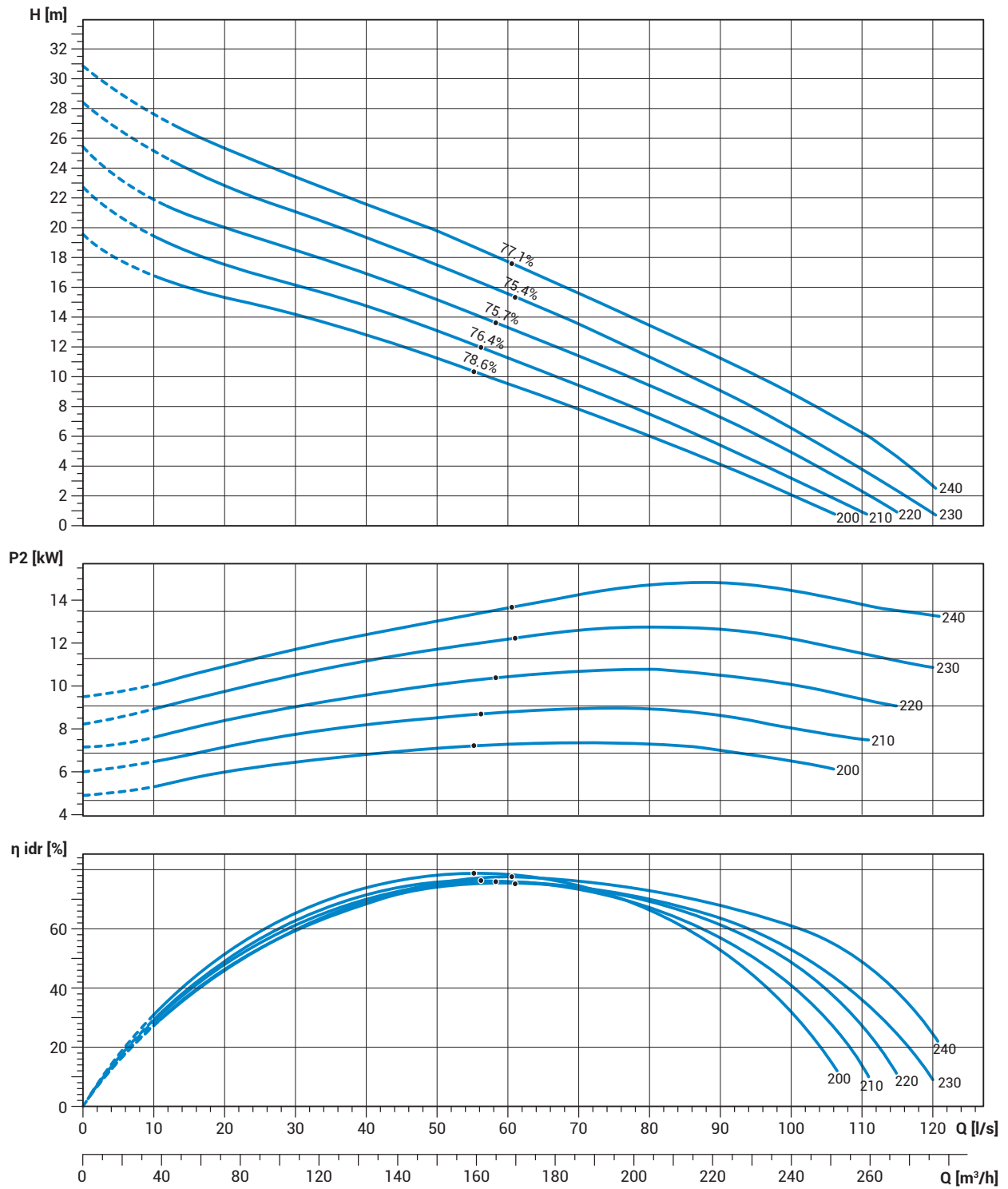
Available accessories



The data provided are not binding. Zenit reserves the right to modify any product without notice.

ZUG OC 150N

Performances



Characteristic curves according to UNI EN ISO 9906

ZUG OC 200B

7.5 ÷ 13 kW - 6 poles

Hydraulics

Open channel impeller

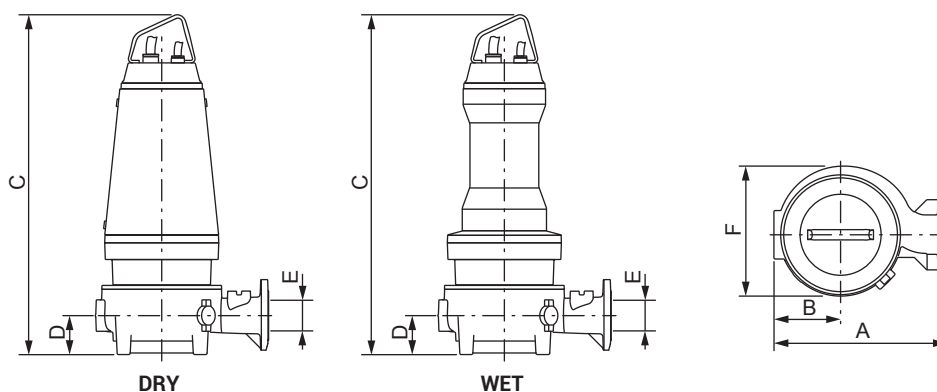
Free passage: 80 mm
 Discharge: DN200 - PN10 EN 1092-2
 Suction: DN200



Motor

Type	~	V	Start	A	cos φ	P1 (kW)	P2 (kW)	η mot. %	Efficiency class
7.5/6 A	3	230/400/460	Y Δ	29.0/16.7/14.5	0.72	8.2	7.5	91.0	IE3
9/6 A	3	230/400/460	Y Δ	35.4/20.4/17.7	0.70	9.9	9.0	91.3	IE3
11/6 A	3	230/400/460	Y Δ	42.1/24.2/21.0	0.73	12.0	11.0	91.9	IE3
13/6 H	3	230/400/460	Y Δ	46.0/26.5/23.0	0.79	14.4	13.0	90.2	IE2

Overall dimensions and weight

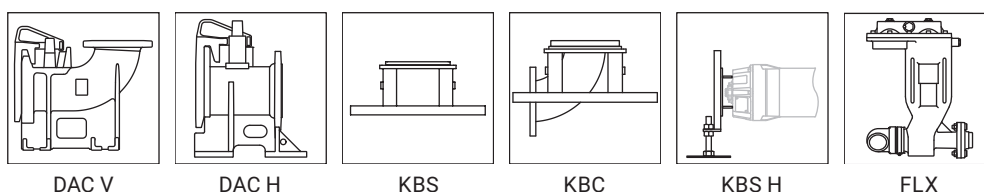


	A	B	C mm		D	E	F	Kg	
	mm	mm	WET	DRY	mm	mm	mm	WET	DRY (*)
ZUG OC 200B 7.5/6 AW (D)	692	273	1233	1233	172	200	540	325.0	372.0
ZUG OC 200B 9/6 AW (D)	692	273	1233	1233	172	200	540	332.7	379.7
ZUG OC 200B 11/6 AW (D)	692	273	1233	1233	172	200	540	343.0	390.0
ZUG OC 200B 13/6 HW (D)	692	273	1233	1233	172	200	540	343.0	390.0

(*) Weight for the DRY version includes cooling fluid

W: WET version (submerged operation - S1 duty type) / **D: DRY version** (dry operation - S1 duty type)

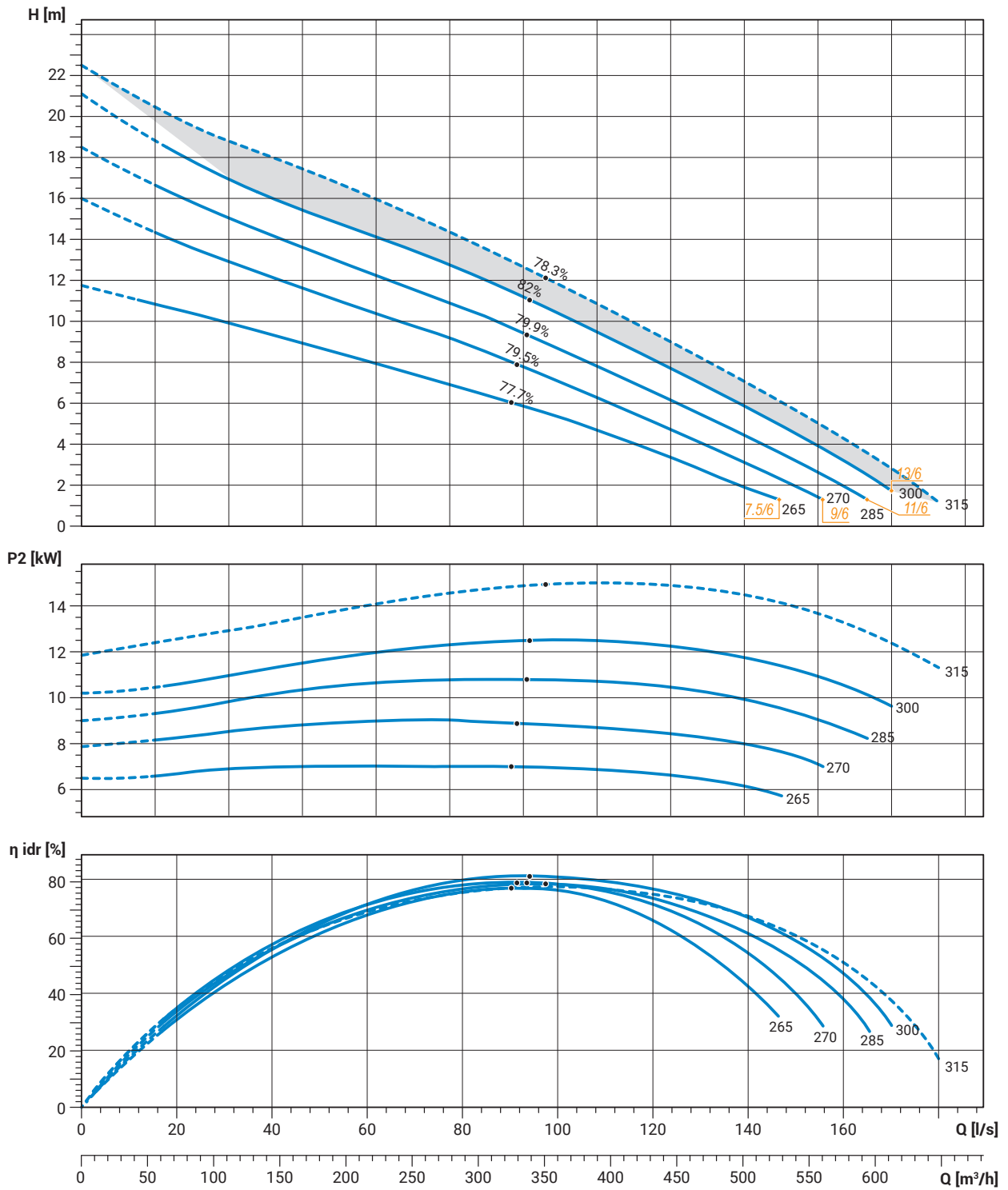
Available accessories



The data provided are not binding. Zenit reserves the right to modify any product without notice.

ZUG OC 200B

Performances



Characteristic curves according to UNI EN ISO 9906

ZUG OC 250C

9 ÷ 13 kW - 6 poles

Hydraulics

Open channel impeller

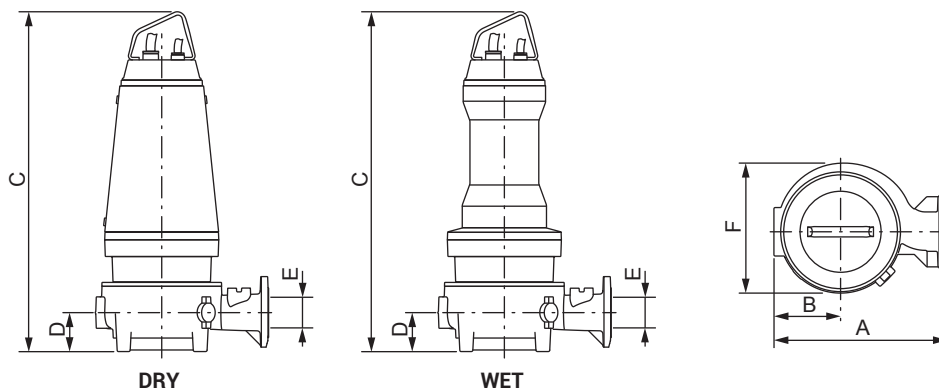
Free passage: 100x70 mm
 Discharge: DN250 - PN10 EN 1092-2
 Suction: DN250



Motor

Type	~	V	Start	A	cos φ	P1 (kW)	P2 (kW)	η mot. %	Efficiency class
9/6 A	3	230/400/460	Y Δ	35.4/20.4/17.7	0.70	9.9	9.0	91.3	IE3
11/6 A	3	230/400/460	Y Δ	42.1/24.2/21.0	0.73	12.0	11.0	91.9	IE3
13/6 H	3	230/400/460	Y Δ	46.0/26.5/23.0	0.79	14.4	13.0	90.2	IE2

Overall dimensions and weight

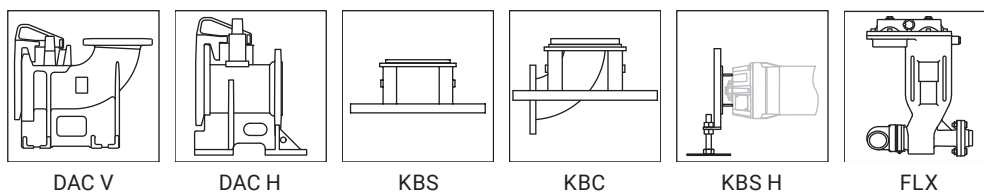


	A mm	B mm	C mm		D mm	E mm	F mm	Kg	
			WET	DRY				WET	DRY (*)
ZUG OC 250C 9/6 AW (D)	808	334	1265	1265	203	250	609	390.0	437.0
ZUG OC 250C 11/6 AW (D)	808	334	1265	1265	203	250	609	400.3	447.3
ZUG OC 250C 13/6 HW (D)	808	334	1265	1265	203	250	609	400.3	447.3

(*) Weight for the DRY version includes cooling fluid

W: WET version (submerged operation - S1 duty type) / **D: DRY version** (dry operation - S1 duty type)

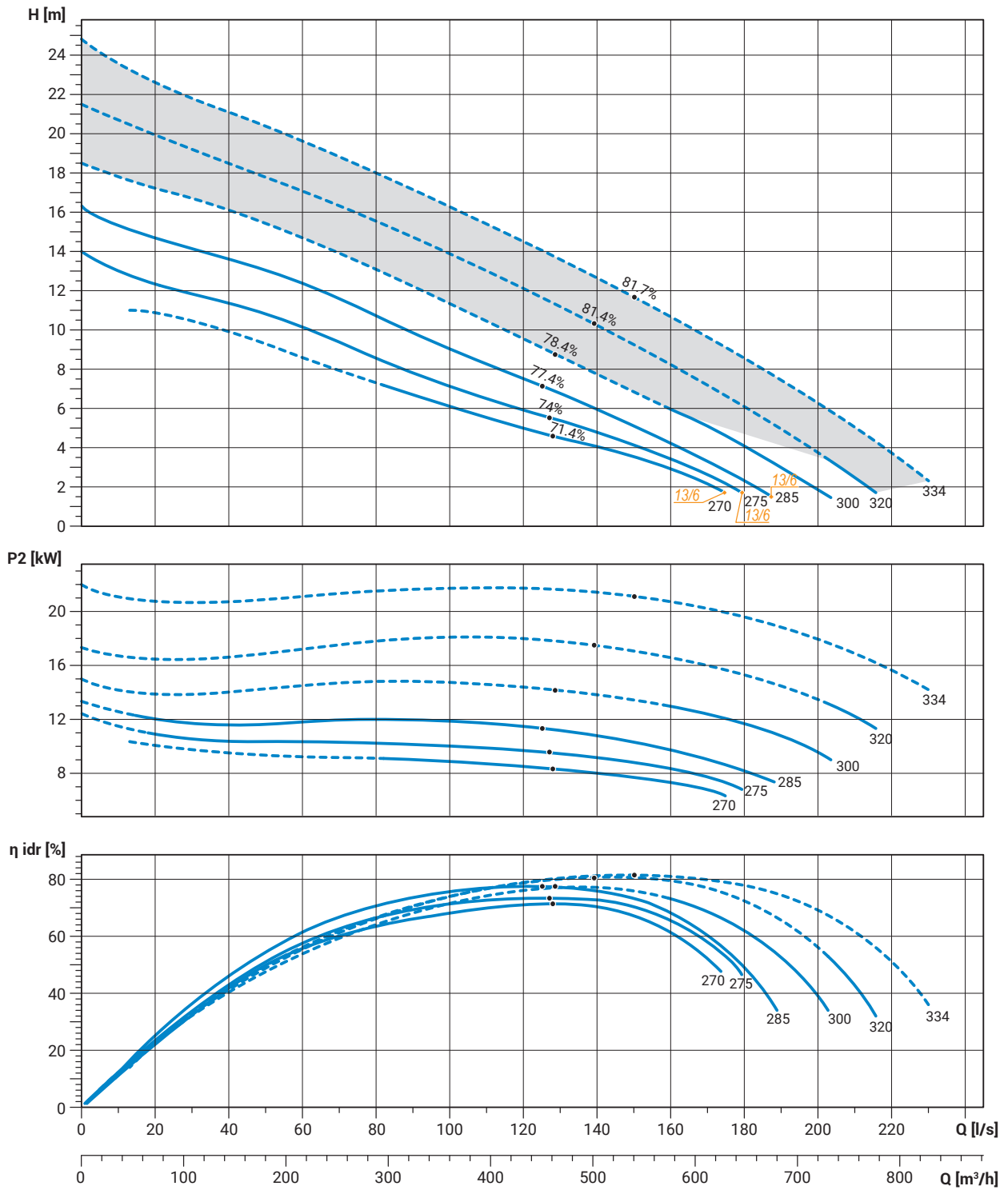
Available accessories



The data provided are not binding. Zenit reserves the right to modify any product without notice.

ZUG OC 250C

Performances



Characteristic curves according to UNI EN ISO 9906

ZUG GR 050A

4 ÷ 11 kW - 2 poles

Hydraulics

Grinder impeller

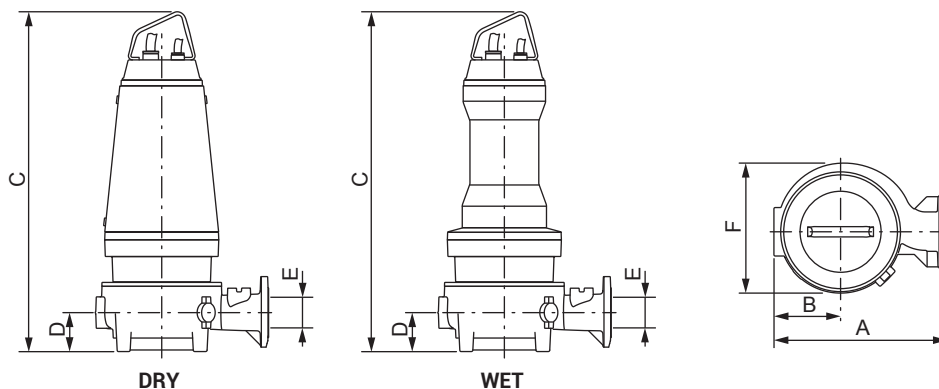
Free passage: -
 Discharge: G2" - DN50 PN10-16 EN 1092-2
 Suction: -



Motor

Type	~	V	Start	A	cos φ	P1 (kW)	P2 (kW)	η mot. %	Efficiency class
4/2 A	3	230/400/460	Y Δ	13.5/7.7/6.8	0.84	4.5	4.0	88.5	IE3
5.5/2 A	3	230/400/460	Y Δ	17.8/10.2/8.9	0.87	6.1	5.5	89.6	IE3
7.5/2 A	3	230/400/460	Y Δ	24.8/14.3/12.4	0.84	8.3	7.5	90.2	IE3
9/2 A	3	230/400/460	Y Δ	29.3/16.8/14.6	0.85	9.9	9.0	91.0	IE3
11/2 A	3	230/400/460	Y Δ	36.8/21.2/18.4	0.82	12.1	11.0	91.1	IE3

Overall dimensions and weight

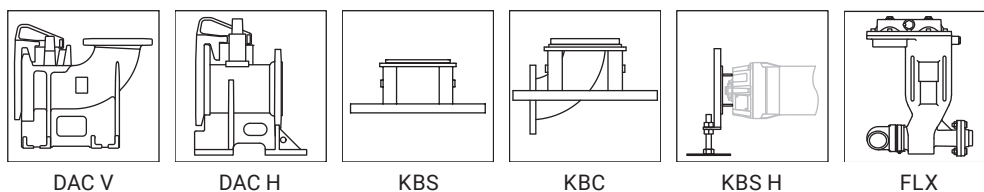


	A mm	B mm	C mm		D mm	E mm	F mm	Kg	
			WET	DRY				WET	DRY (*)
ZUG GR 050A 4/2 AW	362	142	744	-	59	G2"	284	117.9	-
ZUG GR 050A 5.5/2 AW	362	142	744	-	59	G2"	284	120.9	-
ZUG GR 050A 7.5/2 AW	362	142	844	-	59	G2"	284	133.9	-
ZUG GR 050A 9/2 AW	362	142	844	-	59	G2"	284	137.9	-
ZUG GR 050A 11/2 AW	362	142	844	-	59	G2"	284	141.9	-

(*) Weight for the DRY version includes cooling fluid

W: WET version (submerged operation - S1 duty type) / **D: DRY version** (dry operation - S1 duty type)

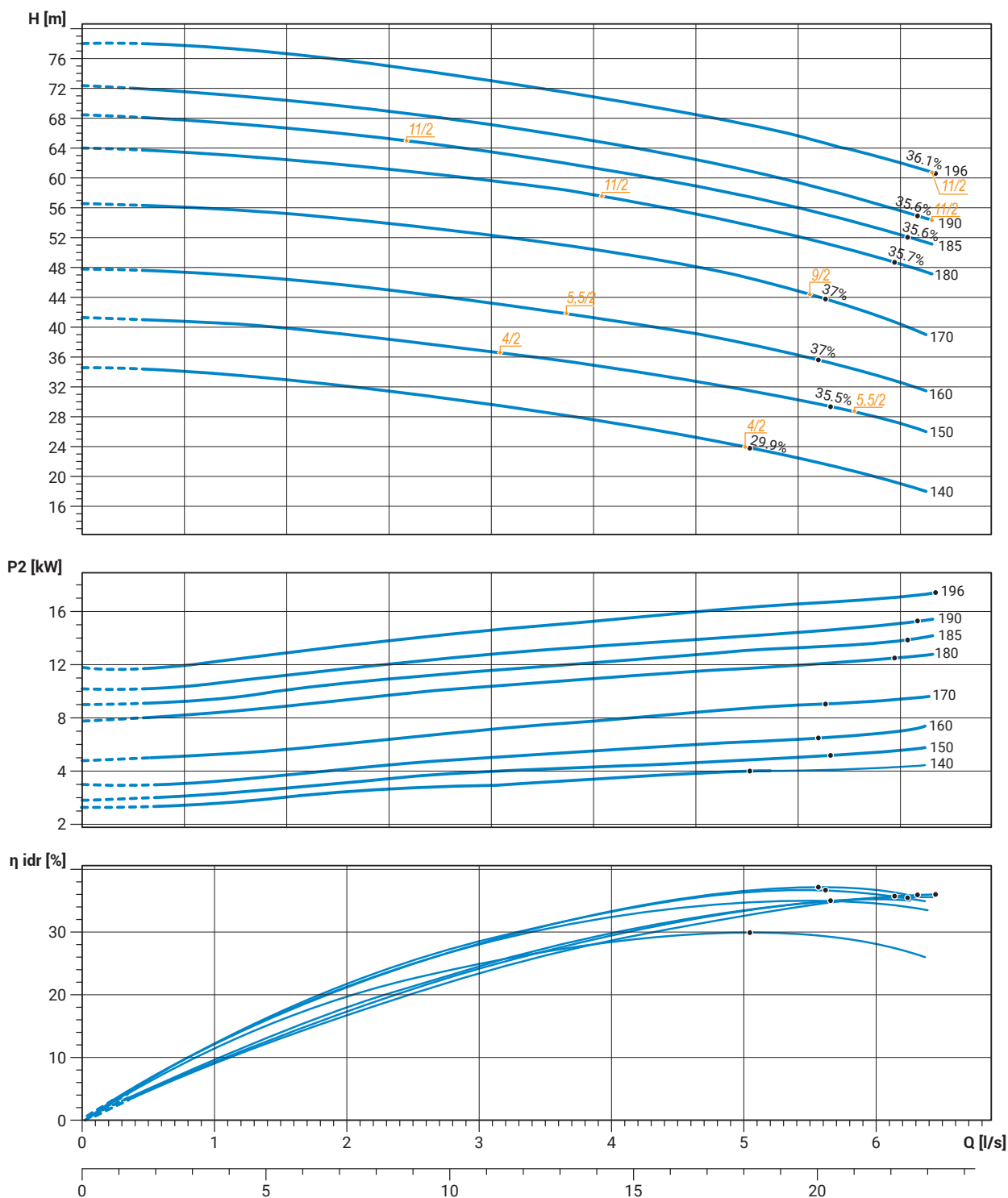
Available accessories



The data provided are not binding. Zenit reserves the right to modify any product without notice.

ZUG GR 050A

Performances



Characteristic curves according to UNI EN ISO 9906

ZUG HP 050A

4 ÷ 11 kW - 2 poles

Hydraulics

High head impeller

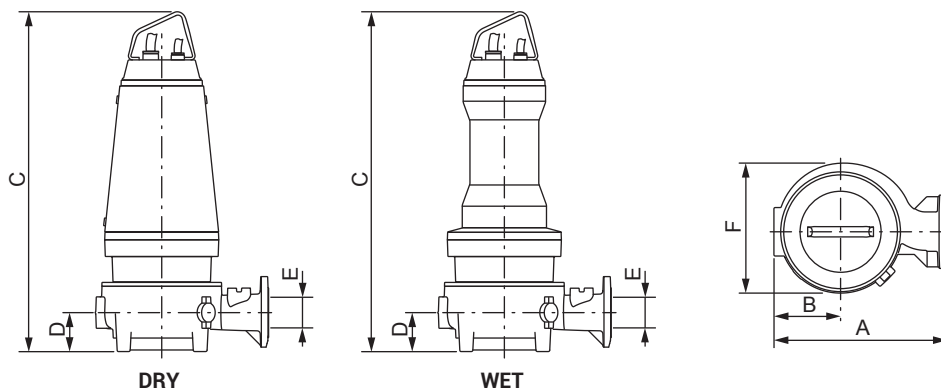
Free passage: 7.5 mm
 Discharge: G2" - DN32 PN10-16 EN 1092-2
 Suction: DN65



Motor

Type	~	V	Start	A	cos φ	P1 (kW)	P2 (kW)	η mot. %	Efficiency class
4/2 A	3	230/400/460	Y Δ	13.5/7.7/6.8	0.84	4.5	4.0	88.5	IE3
5.5/2 A	3	230/400/460	Y Δ	17.8/10.2/8.9	0.87	6.1	5.5	89.6	IE3
7.5/2 A	3	230/400/460	Y Δ	24.8/14.3/12.4	0.84	8.3	7.5	90.2	IE3
9/2 A	3	230/400/460	Y Δ	29.3/16.8/14.6	0.85	9.9	9.0	91.0	IE3
11/2 A	3	230/400/460	Y Δ	36.8/21.2/18.4	0.82	12.1	11.0	91.1	IE3

Overall dimensions and weight

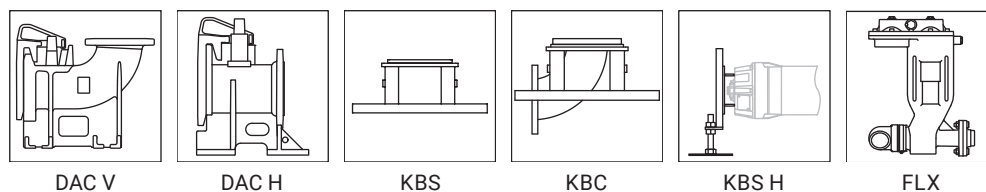


	A mm	B mm	C mm		D mm	E mm	F mm	Kg	
			WET	DRY				WET	DRY (*)
ZUG HP 050A 4/2 AW	362	142	762	-	76	G2"	284	113.9	-
ZUG HP 050A 5.5/2 AW	362	142	762	-	76	G2"	284	116.9	-
ZUG HP 050A 7.5/2 AW	362	142	862	-	76	G2"	284	129.9	-
ZUG HP 050A 9/2 AW	362	142	862	-	76	G2"	284	133.9	-
ZUG HP 050A 11/2 AW	362	142	862	-	76	G2"	284	137.9	-

(*) Weight for the DRY version includes cooling fluid

W: WET version (submerged operation - S1 duty type) / **D: DRY version** (dry operation - S1 duty type)

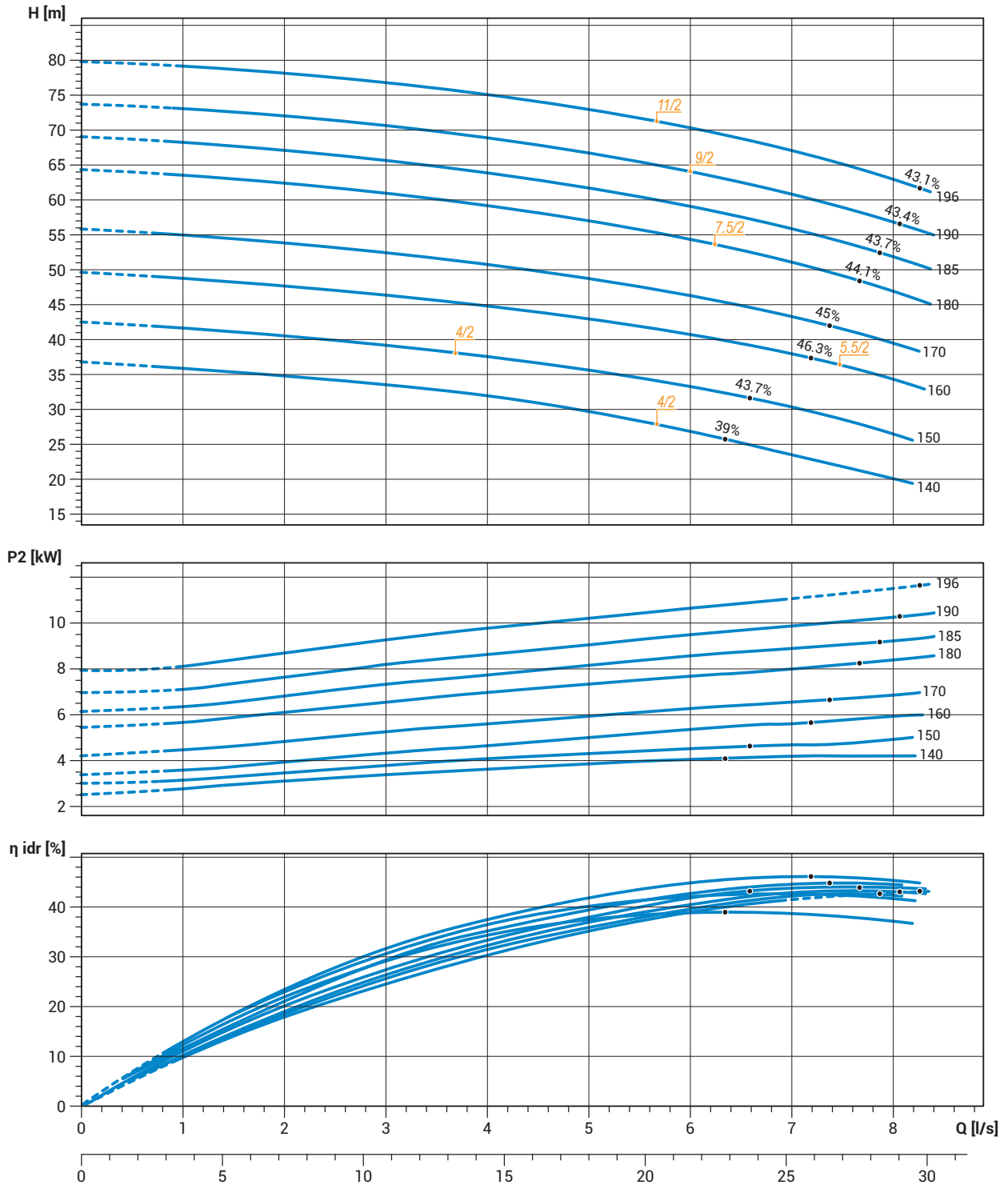
Available accessories



The data provided are not binding. Zenit reserves the right to modify any product without notice.

ZUG HP 050A

Performances



Characteristic curves according to UNI EN ISO 9906

ZUG CP 100F

30 ÷ 37 kW - 2 poles

Hydraulics

Chopper impeller

Free passage: -

Discharge: DN100 - PN10-16 EN 1092-2

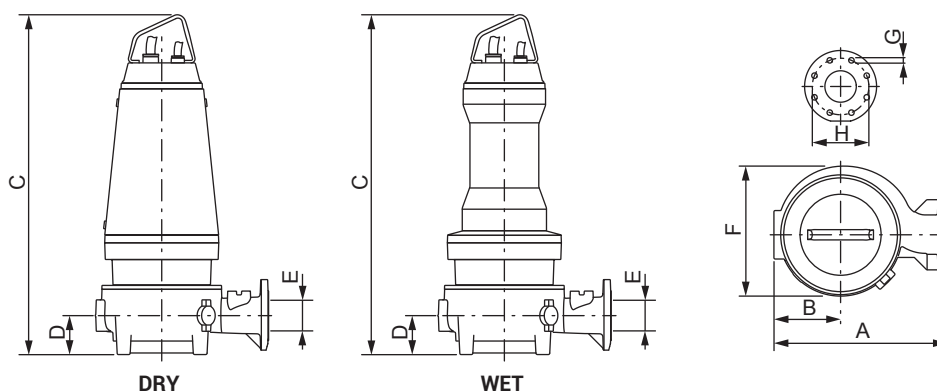
Suction: DN150



Motor

Type	~	V	Start	A	cos φ	P1 (kW)	P2 (kW)	η mot. %	Efficiency class
30/2 A	3	230/400/460	Y Δ	90.2/51.9/45.1	0.90	32.5	30.0	92.4	IE3
37/2 H	3	230/400/460	Y Δ	110.2/63.4/55.1	0.90	40.0	37.0	92.4	IE2

Overall dimensions and weight

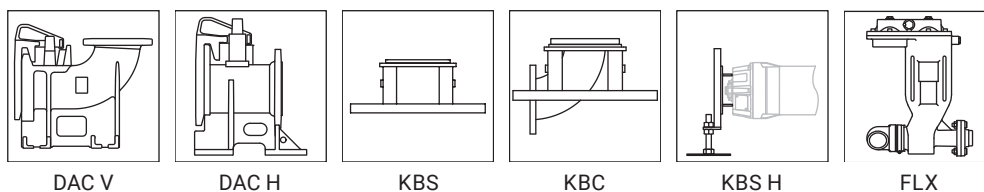


	A mm	B mm	C mm		D mm	E mm	F mm	Kg	
			WET	DRY				WET	DRY (*)
ZUG CP 100F 30/2 AW (D)	602	208	1181	1181	124	100	413	351.8	398.8
ZUG CP 100F 37/2 HW (D)	602	208	1181	1181	124	100	413	351.8	398.8

(*) Weight for the DRY version includes cooling fluid

W: WET version (submerged operation - S1 duty type) / **D: DRY version** (dry operation - S1 duty type)

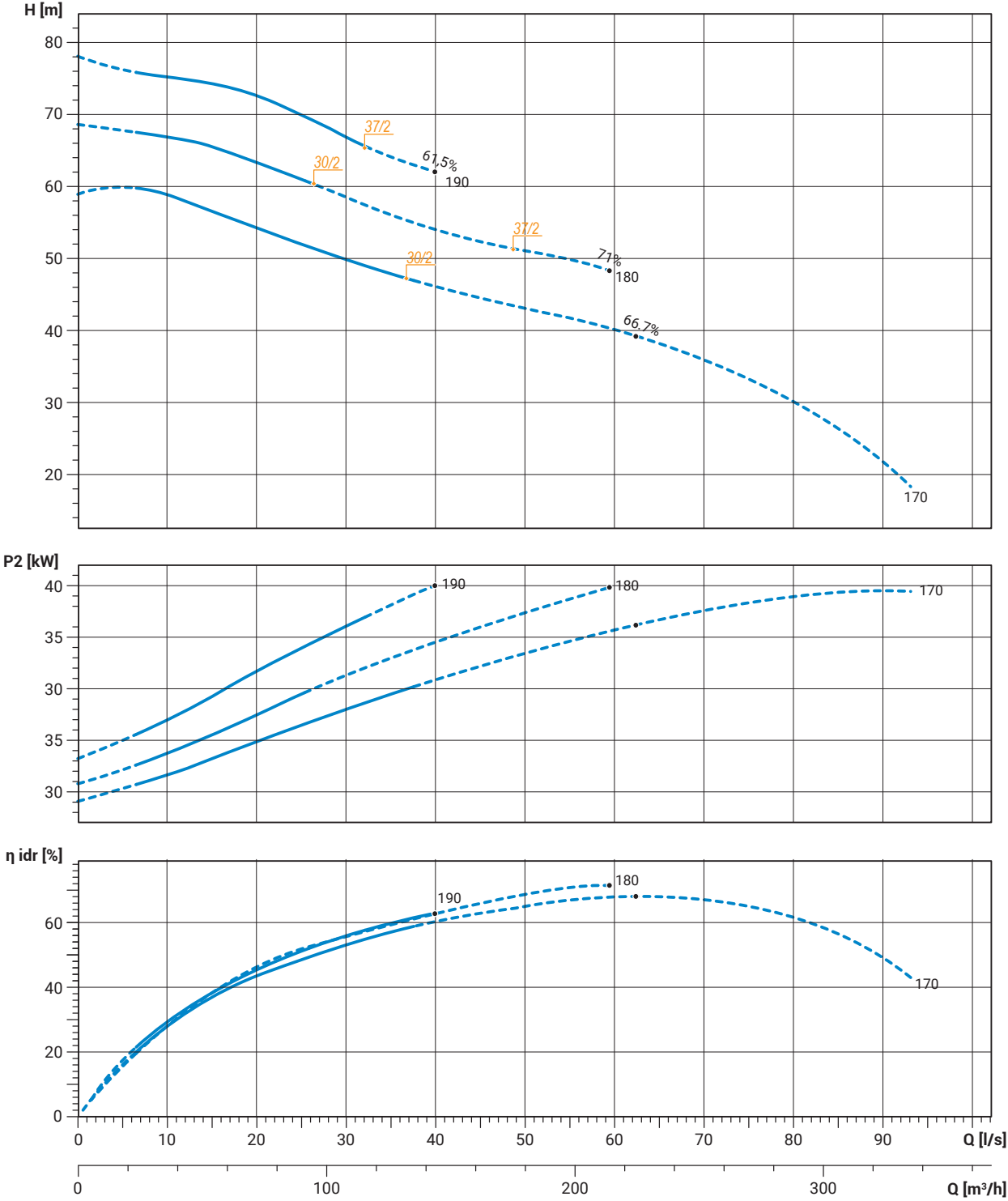
Available accessories



The data provided are not binding. Zenit reserves the right to modify any product without notice.

ZUG CP 100F

Performances



Characteristic curves according to UNI EN ISO 9906

ZUG CP 100F

5.5 ÷ 15 kW - 4 poles

Hydraulics

Chopper impeller

Free passage: -

Discharge: DN100 - PN10-16 EN 1092-2

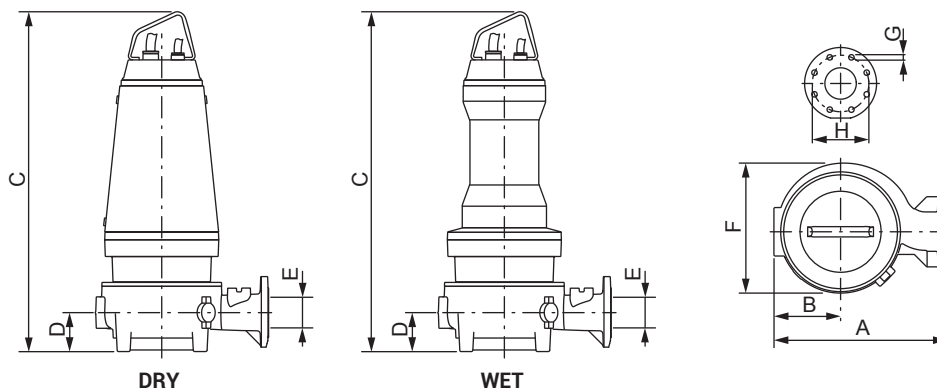
Suction: DN150



Motor

Type	~	V	Start	A	cos φ	P1 (kW)	P2 (kW)	η mot. %	Efficiency class
5.5/4 A	3	230/400/460	Y Δ	19.8/11.4/9.9	0.76	6.0	5.5	91.7	IE3
7.5/4 A	3	230/400/460	Y Δ	25.6/14.8/12.8	0.80	8.2	7.5	91.7	IE3
9/4 A	3	230/400/460	Y Δ	32.7/18.8/16.3	0.76	9.8	9.0	91.7	IE3
11/4 A	3	230/400/460	Y Δ	37.6/21.6/18.8	0.80	11.9	11.0	92.4	IE3
15/4 A	3	230/400/460	Y Δ	48.9/28.1/24.4	0.83	16.1	15.0	93.0	IE3

Overall dimensions and weight

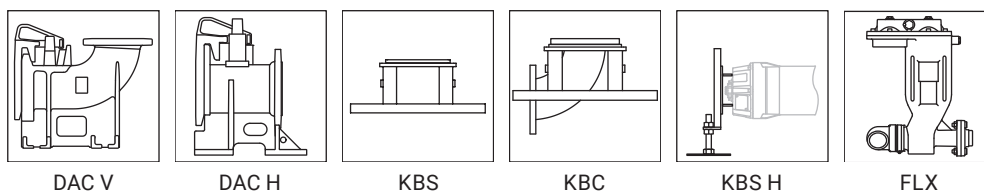


	A mm	B mm	C mm		D mm	E mm	F mm	Kg	
			WET	DRY				WET	DRY (*)
ZUG OC 100F 5.5/4 AW (D)	602	208	964	1040	124	100	407	229.0	298.0
ZUG OC 100F 7.5/4 AW (D)	602	208	1040	1040	124	100	407	261.3	296.3
ZUG OC 100F 9/4 AW (D)	602	208	1130	1130	124	100	407	282.3	315.3
ZUG OC 100F 11/4 AW (D)	602	208	1181	1181	124	100	413	332.2	379.2
ZUG OC 100F 15/4 AW (D)	602	208	1181	1181	124	100	413	347.2	394.2

(*) Weight for the DRY version includes cooling fluid

W: WET version (submerged operation - S1 duty type) / **D:** DRY version (dry operation - S1 duty type)

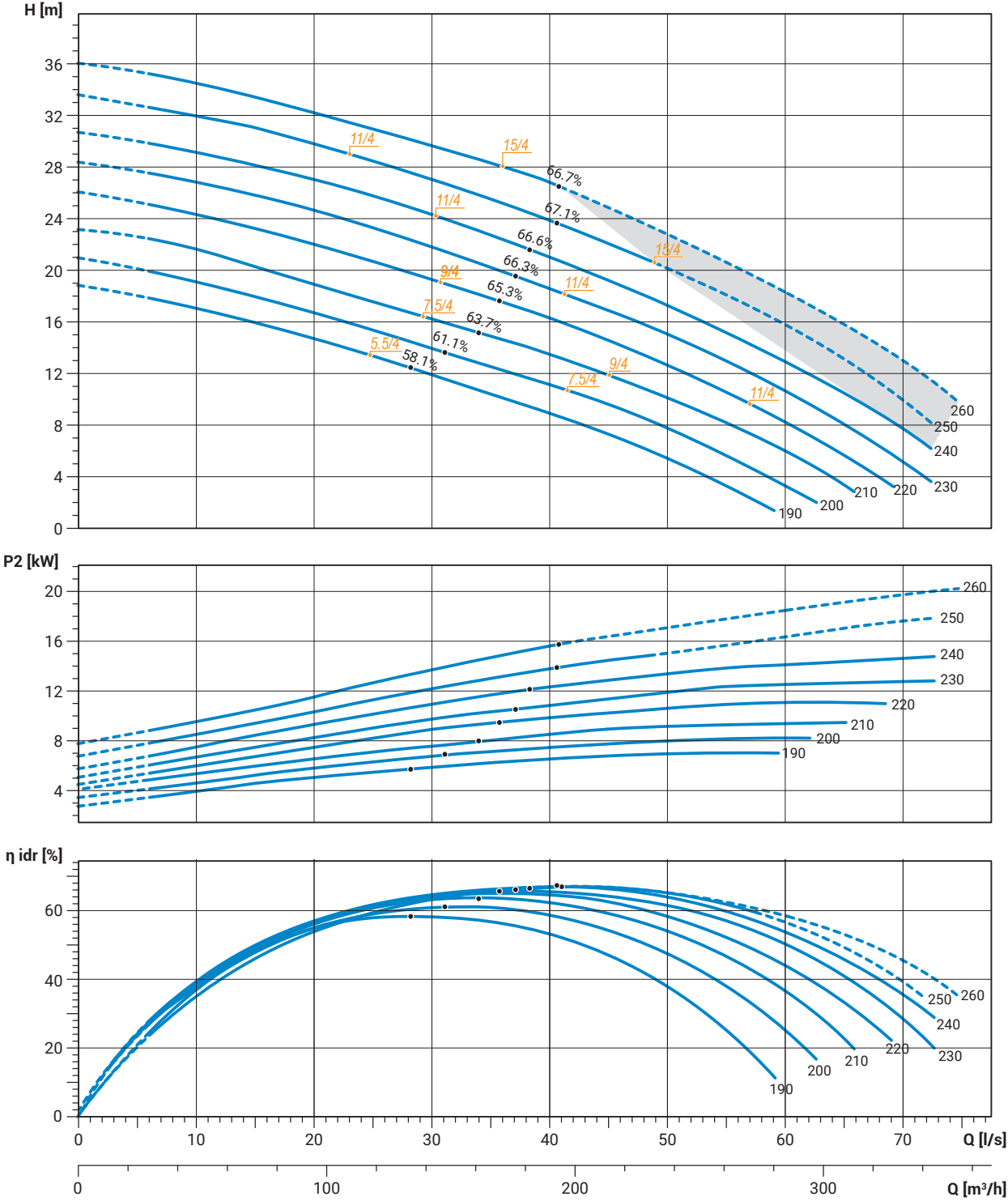
Available accessories



The data provided are not binding. Zenit reserves the right to modify any product without notice.

ZUG CP 100F

Performances



Characteristic curves according to UNI EN ISO 9906

ZENO Pump Selector, one-click access to the right solution for you

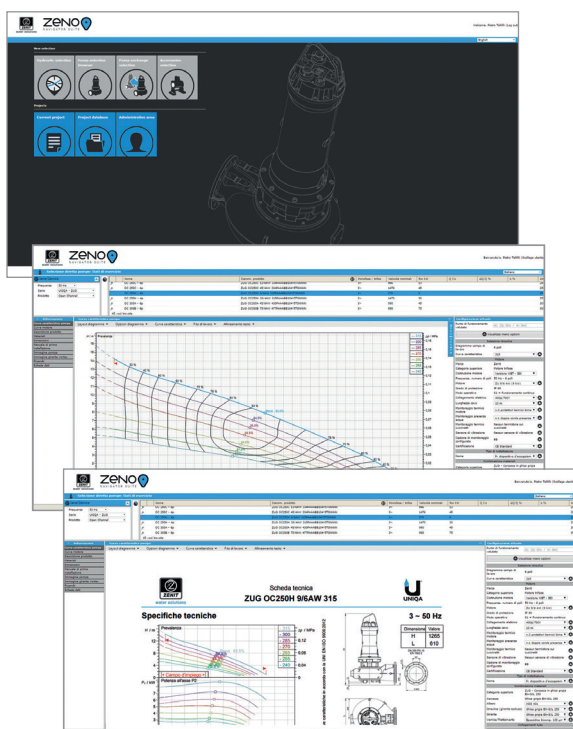
The solution that provides invaluable assistance for the entire Zenit electric pump selection and configuration process, right through to generation of the final quotation. Used to meet the needs of producers and operators, the Zeno Pump Selector is an extremely effective tool for managing all types of businesses.



Tre differenti modalità di ricerca

By point, by selecting the precise duty point; **Direct**, by selecting the type of hydraulics; and **Efficient**, by replacing a less efficient electric pump with a Zenit model.

Pumping system design involves selection of the various duty points on the basis of the fluid for handling, through to choice of the hydraulic component configurations. Apart from the choice of exactly the right unit, there are also impressive time savings in the electric pump selection and configuration process.



DIMENSION SPECIFICATION, SELECTION, QUOTATION

Detailed configuration for quick consultation of all the product's specific data





water solutions